



SOUTH EASTERN
CENTRE



Scrapco Avon Intermarque Championship

Lydden Hill Circuit

6th October 2018



Results Provided by Timing Solutions Ltd
www.tsl-timing.com

Scrapco Avon Intermarque Championship

PRACTICE - CLASSIFICATION

POS	NO	CL	PIC NAME	ENTRY	TIME	ON	LAPS	GAP	DIFF	MPH
1	16*	HR	1 Steve BURROWS	Peugeot 206cc 2000	43.501	10	11			82.75
2	24	HR	2 Lewis SMITH	Vauxhall Tigra 2000	43.531	10	11	0.030	0.030	82.69
3	89	HR	3 Chris BROCKHURST	Vauxhall Tigra 2000	43.553	8	10	0.052	0.022	82.65
4	4	HR	4 Richard SMITH	Mercedes SLK 2000	43.979	7	7	0.478	0.426	81.85
5	29	HR	5 Michael THURLEY	Vauxhall Tigra 2000	44.182	7	9	0.681	0.203	81.48
6	339	HR	6 Danny HUNN	Mazda RX8 2000	44.312	11	11	0.811	0.130	81.24
7	7	HR	7 Paul KNIGHT	Vauxhall Tigra 2000	44.390	11	11	0.889	0.078	81.09
8	28	HR	8 Chris AYLING	Vauxhall Tigra 2000	44.507	8	10	1.006	0.117	80.88
9	3	HR	9 Steve DUDMAN	Vauxhall Tigra 2000	44.552	10	10	1.051	0.045	80.80
10	41	HR	10 Daniel SMITH	Peugeot 206cc 2000	44.770	9	9	1.269	0.218	80.41
11	5	HR	11 Ray HARRIS	Mercedes SLK 2000	45.005	7	7	1.504	0.235	79.99
12	39	HR	12 Jason HUNN	Mazda RX-8 2000	45.078	5	9	1.577	0.073	79.86
13	21	HR	13 Philip YOUNG	Mitsubishi Colt 2000	45.344	8	8	1.843	0.266	79.39
14	75	HR	14 John STEWARD	Mercedes SLK 2000	45.375	11	11	1.874	0.031	79.33
15	52	HR	15 Mick ROBERTSON	Volkswagen Corrado	45.521	9	10	2.020	0.146	79.08
16	17	HR	16 Toby HOMEWOOD	Mercedes SLK 2000	45.826	11	12	2.325	0.305	78.55
17	261	TR	1 Volker TIMM	Audi TT 2000	46.234	9	10	2.733	0.408	77.86
18	491	HR	17 Colin SMITH	Vauxhall Tigra 2000	46.394	6	11	2.893	0.160	77.59
19	91	HR	18 Malcolm BLACKMAN	Vauxhall Tigra 2000	47.699	2	2	4.198	1.305	75.47
20	49	HR	19 Reuben TAYLOR	Peugeot 206cc 2000	56.806	1	2	13.305	9.107	63.37
21	74	HR	20 Matt OVENDEN	Vauxhall Tigra 2000	58.365	1	1	14.864	1.559	61.68

Car 16 – No Working transponder, MSA Q12.2.1, please fix or you may not be timed in your next race

Cars 4, 7, 16, 52 exceeded track limits

Weather / Track : Overcast / Dry

These results are provisional until the conclusion of any judicial and technical matters.

Lydden Hill

Circuit Length = 1.0000 miles

Start: 09:00 Flag 09:20 End: 09:21

Clerk Of Course :

Timekeeper :

Scrapco Avon Intermarque Championship

PRACTICE - LAP ANALYSIS

DIFF = Difference To Personal Best Lap

P1 16 Steve BURROWS				
LAP	LAP TIME	DIFF	MPH	TIME OF DAY
1 -	55.985	12.484	64.30	09:01:25.502
2 -	12:15.850	11:32.349	4.89	09:13:41.352
3 -	50.060	6.559	71.91	09:14:31.412
4 -	45.757	2.256	78.67	09:15:17.169
5 -	46.959	3.458	76.66	09:16:04.128
6 -	43.822 (3)	0.321	82.15	09:16:47.950
7 -	43.971	0.470	81.87	09:17:31.921
8 -	44.362	0.861	81.15	09:18:16.283
9 -	44.567	1.066	80.77	09:19:00.850
10 -	43.501 (1)		82.75	09:19:44.351
11 -	43.760 (2)	0.259	82.26	09:20:28.111

P2 24 Lewis SMITH				
LAP	LAP TIME	DIFF	MPH	TIME OF DAY
1 -	56.093	12.562	64.17	09:01:33.108
2 -	47.300	3.769	76.10	09:02:20.408
3 -	11:14.416	10:30.885	5.33	09:13:34.824
4 -	49.135	5.604	73.26	09:14:23.959
5 -	44.527	0.996	80.84	09:15:08.486
6 -	44.608	1.077	80.70	09:15:53.094
7 -	44.262	0.731	81.33	09:16:37.356
8 -	43.803	0.272	82.18	09:17:21.159
9 -	43.614 (3)	0.083	82.54	09:18:04.773
10 -	43.531 (1)		82.69	09:18:48.304
11 -	43.574 (2)	0.043	82.61	09:19:31.878

P3 89 Chris BROCKHURST				
LAP	LAP TIME	DIFF	MPH	TIME OF DAY
1 -	56.224	12.671	64.02	09:01:23.234
2 -	52.047	8.494	69.16	09:02:15.281
3 -	11:22.392	10:38.839	5.27	09:13:37.673
4 -	50.079	6.526	71.88	09:14:27.752
5 -	47.418	3.865	75.92	09:15:15.170
6 -	46.186	2.633	77.94	09:16:01.356
7 -	43.914 (3)	0.361	81.97	09:16:45.270
8 -	43.553 (1)		82.65	09:17:28.823
9 -	43.818 (2)	0.265	82.15	09:18:12.641
10 -	48.127	4.574	74.80	09:19:00.768

P4 4 Richard SMITH				
LAP	LAP TIME	DIFF	MPH	TIME OF DAY
1 -	56.240	12.261	64.01	09:01:33.961
2 -	47.430	3.451	75.90	09:02:21.391
3 -	11:03.398	10:19.419	5.42	09:13:24.789
4 -	47.408 (3)	3.429	75.93	09:14:12.197
5 -	47.556	3.577	75.70	09:14:59.753
6 -	44.878 (2)	0.899	80.21	09:15:44.631
7 -	43.979 (1)		81.85	09:16:28.610

P5 29 Michael THURLEY				
LAP	LAP TIME	DIFF	MPH	TIME OF DAY
1 -	53.547	9.365	67.23	09:01:38.519
2 -	11:58.324	11:14.142	5.01	09:13:36.843
3 -	51.356	7.174	70.09	09:14:28.199
4 -	47.690	3.508	75.48	09:15:15.889
5 -	46.628	2.446	77.20	09:16:02.517
6 -	44.602 (2)	0.420	80.71	09:16:47.119
7 -	44.182 (1)		81.48	09:17:31.301

DIFF = Difference To Personal Best Lap

8 -	44.708 (3)	0.526	80.52	09:18:16.009
9 -	45.939	1.757	78.36	09:19:01.948

P6 339 Danny HUNN				
LAP	LAP TIME	DIFF	MPH	TIME OF DAY
1 -	54.490	10.178	66.06	09:01:35.602
2 -	11:55.581	11:11.269	5.03	09:13:31.183
3 -	48.444	4.132	74.31	09:14:19.627
4 -	45.499 (2)	1.187	79.12	09:15:05.126
5 -	46.675	2.363	77.12	09:15:51.801
6 -	49.911	5.599	72.12	09:16:41.712
7 -	45.600 (3)	1.288	78.94	09:17:27.312
8 -	46.714	2.402	77.06	09:18:14.026
9 -	48.599	4.287	74.07	09:19:02.625
10 -	45.608	1.296	78.93	09:19:48.233
11 -	44.312 (1)		81.24	09:20:32.545

P7 7 Paul KNIGHT				
LAP	LAP TIME	DIFF	MPH	TIME OF DAY
1 -	56.760	12.370	63.42	09:01:44.754
2 -	12:06.420	11:22.030	4.95	09:13:51.174
3 -	48.400	4.010	74.38	09:14:39.574
4 -	45.170	0.780	79.69	09:15:24.744
5 -	44.766	0.376	80.41	09:16:09.510
6 -	45.102	0.712	79.81	09:16:54.612
7 -	45.046	0.656	79.91	09:17:39.658
8 -	44.663 (2)	0.273	80.60	09:18:24.321
9 -	44.665 (3)	0.275	80.60	09:19:08.986
10 -	45.280	0.890	79.50	09:19:54.266
11 -	44.390 (1)		81.09	09:20:38.656

P8 28 Chris AYLING				
LAP	LAP TIME	DIFF	MPH	TIME OF DAY
1 -	56.352	11.845	63.88	09:01:20.978
2 -	46.940	2.433	76.69	09:02:07.918
3 -	11:24.154	10:39.647	5.26	09:13:32.072
4 -	51.861	7.354	69.41	09:14:23.933
5 -	49.111	4.604	73.30	09:15:13.044
6 -	47.074	2.567	76.47	09:16:00.118
7 -	46.021 (2)	1.514	78.22	09:16:46.139
8 -	44.507 (1)		80.88	09:17:30.646
9 -	46.860 (3)	2.353	76.82	09:18:17.506
10 -	50.438	5.931	71.37	09:19:07.944

P9 3 Steve DUDMAN				
LAP	LAP TIME	DIFF	MPH	TIME OF DAY
1 -	53.859	9.307	66.84	09:01:30.672
2 -	46.881	2.329	76.79	09:02:17.553
3 -	11:14.818	10:30.266	5.33	09:13:32.371
4 -	49.670	5.118	72.47	09:14:22.041
5 -	45.119	0.567	79.78	09:15:07.160
6 -	45.068	0.516	79.87	09:15:52.228
7 -	45.435	0.883	79.23	09:16:37.663
8 -	44.583 (2)	0.031	80.74	09:17:22.246
9 -	44.742 (3)	0.190	80.46	09:18:06.988
10 -	44.552 (1)		80.80	09:18:51.540

P10 41 Daniel SMITH				
LAP	LAP TIME	DIFF	MPH	TIME OF DAY
1 -	57.371	12.601	62.74	09:01:33.638

Weather / Track : Overcast / Dry

Scrapco Avon Intermarque Championship

PRACTICE - LAP ANALYSIS

DIFF = Difference To Personal Best Lap

2 -	12:04.263	11:19.493	4.97	09:13:37.901
3 -	50.615	5.845	71.12	09:14:28.516
4 -	46.850	2.080	76.84	09:15:15.366
5 -	52.612	7.842	68.42	09:16:07.978
6 -	45.715	0.945	78.74	09:16:53.693
7 -	44.777 (2)	0.007	80.39	09:17:38.470
8 -	45.215 (3)	0.445	79.61	09:18:23.685
9 -	44.770 (1)		80.41	09:19:08.455

P11 5 Ray HARRIS

LAP	LAP TIME	DIFF	MPH	TIME OF DAY
1 -	52.607	7.602	68.43	09:01:52.354
2 -	11:37.923	10:52.918	5.15	09:13:30.277
3 -	47.833	2.828	75.26	09:14:18.110
4 -	45.543 (3)	0.538	79.04	09:15:03.653
5 -	45.588	0.583	78.96	09:15:49.241
6 -	45.035 (2)	0.030	79.93	09:16:34.276
7 -	45.005 (1)		79.99	09:17:19.281

P12 39 Jason HUNN

LAP	LAP TIME	DIFF	MPH	TIME OF DAY
1 -	57.048	11.970	63.10	09:14:27.546
2 -	49.146	4.068	73.25	09:15:16.692
3 -	47.940	2.862	75.09	09:16:04.632
4 -	45.261 (2)	0.183	79.53	09:16:49.893
5 -	45.078 (1)		79.86	09:17:34.971
6 -	45.487	0.409	79.14	09:18:20.458
7 -	45.423 (3)	0.345	79.25	09:19:05.881
8 -	45.606	0.528	78.93	09:19:51.487
9 -	45.615	0.537	78.92	09:20:37.102

P13 21 Philip YOUNG

LAP	LAP TIME	DIFF	MPH	TIME OF DAY
1 -	56.419	11.075	63.80	09:01:30.029
2 -	49.802	4.458	72.28	09:02:19.831
3 -	11:19.005	10:33.661	5.30	09:13:38.836
4 -	50.741	5.397	70.94	09:14:29.577
5 -	48.419	3.075	74.35	09:15:17.996
6 -	47.299 (3)	1.955	76.11	09:16:05.295
7 -	45.533 (2)	0.189	79.06	09:16:50.828
8 -	45.344 (1)		79.39	09:17:36.172

P14 75 John STEWARD

LAP	LAP TIME	DIFF	MPH	TIME OF DAY
1 -	53.837	8.462	66.86	09:01:54.783
2 -	11:52.382	11:07.007	5.05	09:13:47.165
3 -	50.136	4.761	71.80	09:14:37.301
4 -	47.029	1.654	76.54	09:15:24.330
5 -	47.551	2.176	75.70	09:16:11.881
6 -	47.164	1.789	76.32	09:16:59.045
7 -	46.417	1.042	77.55	09:17:45.462
8 -	46.469	1.094	77.47	09:18:31.931
9 -	46.066 (3)	0.691	78.14	09:19:17.997
10 -	45.771 (2)	0.396	78.65	09:20:03.768
11 -	45.375 (1)		79.33	09:20:49.143

P15 52 Mick ROBERTSON

LAP	LAP TIME	DIFF	MPH	TIME OF DAY
1 -	53.375	7.854	67.44	09:01:36.772
2 -	11:52.157	11:06.636	5.05	09:13:28.929

DIFF = Difference To Personal Best Lap

3 -	48.114	2.593	74.82	09:14:17.043
4 -	46.143	0.622	78.01	09:15:03.186
5 -	46.622	1.101	77.21	09:15:49.808
6 -	45.904 (2)	0.383	78.42	09:16:35.712
7 -	46.123 (3)	0.602	78.05	09:17:21.835
8 -	46.496	0.975	77.42	09:18:08.331
9 -	45.521 (1)		79.08	09:18:53.852
10 -	46.357	0.836	77.65	09:19:40.209

P16 17 Toby HOMEWOOD

LAP	LAP TIME	DIFF	MPH	TIME OF DAY
1 -	58.208	12.382	61.84	09:01:29.154
2 -	49.267	3.441	73.07	09:02:18.421
3 -	11:16.245	10:30.419	5.32	09:13:34.666
4 -	49.802	3.976	72.28	09:14:24.468
5 -	48.054	2.228	74.91	09:15:12.522
6 -	47.650	1.824	75.55	09:16:00.172
7 -	47.467	1.641	75.84	09:16:47.639
8 -	45.836 (2)	0.010	78.54	09:17:33.475
9 -	45.985 (3)	0.159	78.28	09:18:19.460
10 -	45.993	0.167	78.27	09:19:05.453
11 -	45.826 (1)		78.55	09:19:51.279
12 -	46.714	0.888	77.06	09:20:37.993

P17 261 Volker TIMM

LAP	LAP TIME	DIFF	MPH	TIME OF DAY
1 -	56.688	10.454	63.50	09:01:46.096
2 -	11:57.728	11:11.494	5.01	09:13:43.824
3 -	49.570	3.336	72.62	09:14:33.394
4 -	48.044	1.810	74.93	09:15:21.438
5 -	47.633	1.399	75.57	09:16:09.071
6 -	48.690	2.456	73.93	09:16:57.761
7 -	47.221 (3)	0.987	76.23	09:17:44.982
8 -	46.338 (2)	0.104	77.69	09:18:31.320
9 -	46.234 (1)		77.86	09:19:17.554
10 -	47.804	1.570	75.30	09:20:05.358

P18 491 Colin SMITH

LAP	LAP TIME	DIFF	MPH	TIME OF DAY
1 -	54.250	7.856	66.35	09:01:46.613
2 -	11:55.448	11:09.054	5.03	09:13:42.061
3 -	50.474	4.080	71.32	09:14:32.535
4 -	46.626	0.232	77.21	09:15:19.161
5 -	46.823	0.429	76.88	09:16:05.984
6 -	46.394 (1)		77.59	09:16:52.378
7 -	47.804	1.410	75.30	09:17:40.182
8 -	47.139	0.745	76.36	09:18:27.321
9 -	46.597 (3)	0.203	77.25	09:19:13.918
10 -	46.737	0.343	77.02	09:20:00.655
11 -	46.498 (2)	0.104	77.42	09:20:47.153

P19 91 Malcolm BLACKMAN

LAP	LAP TIME	DIFF	MPH	TIME OF DAY
1 -	54.219 (2)	6.520	66.39	09:01:33.257
2 -	47.699 (1)		75.47	09:02:20.956

P20 49 Reuben TAYLOR

LAP	LAP TIME	DIFF	MPH	TIME OF DAY
1 -	56.806 (1)		63.37	09:01:41.428
2 -	11:59.204 (2)	11:02.398	5.00	09:13:40.632

Weather / Track : Overcast / Dry

Scrapco Avon Intermarque Championship

PRACTICE - LAP ANALYSIS

DIFF = Difference To Personal Best Lap

P21 74 Matt OVENDEN				
LAP	LAP TIME	DIFF	MPH	TIME OF DAY
1 -	58.365 (1)		61.68	09:01:45.299

Scrapco Avon Intermarque Championship

QUALIFYING - RACE 1 - CLASSIFICATION

POS	NO	CL	PIC NAME	ENTRY	TIME	ON	LAPS	GAP	DIFF	MPH
1	24	HR	1 Lewis SMITH	Vauxhall Tigra 2000	42.738	3	7			84.23
2	89	HR	2 Chris BROCKHURST	Vauxhall Tigra 2000	43.136	6	6	0.398	0.398	83.45
3	16	HR	3 Steve BURROWS	Peugeot 206cc 2000	43.330	7	12	0.592	0.194	83.08
4	29	HR	4 Michael THURLEY	Vauxhall Tigra 2000	43.758	12	12	1.020	0.428	82.27
5	4	HR	5 Richard SMITH	Mercedes SLK 2000	43.815	5	11	1.077	0.057	82.16
6	41*	HR	6 Daniel SMITH	Peugeot 206cc 2000	43.872	5	16	1.134	0.057	82.05
7	5	HR	7 Ray HARRIS	Mercedes SLK 2000	43.966	4	10	1.228	0.094	81.88
8	3	HR	8 Steve DUDMAN	Vauxhall Tigra 2000	44.332	8	12	1.594	0.366	81.20
9	7	HR	9 Paul KNIGHT	Vauxhall Tigra 2000	44.392	11	20	1.654	0.060	81.09
10	28	HR	10 Chris AYLING	Vauxhall Tigra 2000	44.523	6	9	1.785	0.131	80.85
11	491	HR	11 Colin SMITH	Vauxhall Tigra 2000	44.952	13	20	2.214	0.429	80.08
12	39	HR	12 Jason HUNN	Mazda RX-8 2000	45.113	4	12	2.375	0.161	79.79
13	21	HR	13 Philip YOUNG	Mitsubishi Colt 2000	45.212	15	20	2.474	0.099	79.62
14	52	HR	14 Mick ROBERTSON	Volkswagen Corrado	45.265	4	12	2.527	0.053	79.53
15	261	TR	1 Volker TIMM	Audi TT 2000	45.303	12	15	2.565	0.038	79.46
16	75	HR	15 John STEWARD	Mercedes SLK 2000	45.700	6	19	2.962	0.397	78.77
17	17	HR	16 Toby HOMEWOOD	Mercedes SLK 2000	45.853	10	17	3.115	0.153	78.51

Car 41 – Lap time disallowed for exceeding track limits

Weather / Track : Misty / Dry

These results are provisional until the conclusion of any judicial and technical matters.

Lydden Hill

Circuit Length = 1.0000 miles

Start: 11:19 Flag 11:34 End: 11:35

Clerk Of Course :

Timekeeper :

Scrapco Avon Intermarque Championship

QUALIFYING - RACE 1 - LAP ANALYSIS

DIFF = Difference To Personal Best Lap

P1 24 Lewis SMITH				
LAP	LAP TIME	DIFF	MPH	TIME OF DAY
1 -	55.354	12.616	65.03	11:21:26.913
2 -	44.468	1.730	80.95	11:22:11.381
3 -	42.738 (1)		84.23	11:22:54.119
4 -	42.959 (3)	0.221	83.80	11:23:37.078
5 -	42.893 (2)	0.155	83.92	11:24:19.971
6 -	47.401	4.663	75.94	11:25:07.372
7 -	51.308	8.570	70.16	11:25:58.680

P2 89 Chris BROCKHURST				
LAP	LAP TIME	DIFF	MPH	TIME OF DAY
1 -	49.928	6.792	72.10	11:21:10.717
2 -	46.859	3.723	76.82	11:21:57.576
3 -	43.366 (2)	0.230	83.01	11:22:40.942
4 -	43.370 (3)	0.234	83.00	11:23:24.312
5 -	43.441	0.305	82.87	11:24:07.753
6 -	43.136 (1)		83.45	11:24:50.889

P3 16 Steve BURROWS				
LAP	LAP TIME	DIFF	MPH	TIME OF DAY
1 -	56.946	13.616	63.21	11:21:33.931
2 -	49.115	5.785	73.29	11:22:23.046
3 -	44.231	0.901	81.39	11:23:07.277
4 -	44.159	0.829	81.52	11:23:51.436
5 -	43.760	0.430	82.26	11:24:35.196
6 -	43.386 (2)	0.056	82.97	11:25:18.582
7 -	43.330 (1)		83.08	11:26:01.912
8 -	44.859	1.529	80.25	11:26:46.771
9 -	50.577	7.247	71.17	11:27:37.348
10 -	51.031	7.701	70.54	11:28:28.379
11 -	43.753	0.423	82.28	11:29:12.132
12 -	43.553 (3)	0.223	82.65	11:29:55.685

P4 29 Michael THURLEY				
LAP	LAP TIME	DIFF	MPH	TIME OF DAY
1 -	51.765	8.007	69.54	11:21:13.834
2 -	46.345	2.587	77.67	11:22:00.179
3 -	44.660	0.902	80.60	11:22:44.839
4 -	44.206	0.448	81.43	11:23:29.045
5 -	44.097 (3)	0.339	81.63	11:24:13.142
6 -	44.016 (2)	0.258	81.78	11:24:57.158
7 -	49.752	5.994	72.35	11:25:46.910
8 -	1:01.386	17.628	58.64	11:26:48.296
9 -	56.381	12.623	63.85	11:27:44.677
10 -	52.754	8.996	68.24	11:28:37.431
11 -	52.237	8.479	68.91	11:29:29.668
12 -	43.758 (1)		82.27	11:30:13.426

P5 4 Richard SMITH				
LAP	LAP TIME	DIFF	MPH	TIME OF DAY
1 -	48.678	4.863	73.95	11:21:16.338
2 -	45.163	1.348	79.71	11:22:01.501
3 -	44.137	0.322	81.56	11:22:45.638
4 -	44.156	0.341	81.52	11:23:29.794
5 -	43.815 (1)		82.16	11:24:13.609
6 -	43.880 (2)	0.065	82.04	11:24:57.489
7 -	44.364	0.549	81.14	11:25:41.853
8 -	44.233	0.418	81.38	11:26:26.086
9 -	47.734	3.919	75.41	11:27:13.820

DIFF = Difference To Personal Best Lap

10 -	44.031 (3)	0.216	81.76	11:27:57.851
11 -	45.275	1.460	79.51	11:28:43.126

P6 41 Daniel SMITH				
LAP	LAP TIME	DIFF	MPH	TIME OF DAY
1 -	48.116	4.244	74.81	11:21:13.936
2 -	45.090	1.218	79.84	11:21:59.026
3 -	44.673	0.801	80.58	11:22:43.699
4 -	44.251 (3)	0.379	81.35	11:23:27.950
5 -	43.872 (1)		82.05	11:24:11.822
6 -	44.064 (2)	0.192	81.69	11:24:55.886
7 -	45.098	1.226	79.82	11:25:40.984
8 -	44.753	0.881	80.44	11:26:25.737
9 -	44.534 D	0.662	80.83	11:27:10.271
10 -	44.843 D	0.971	80.28	11:27:55.114
11 -	54.662 D	10.790	65.85	11:28:49.776
12 -	48.439 D	4.567	74.32	11:29:38.215
13 -	44.743 D	0.871	80.45	11:30:22.958
14 -	44.647 D	0.775	80.63	11:31:07.605
15 -	48.366 D	4.494	74.43	11:31:55.971
16 -	44.695 D	0.823	80.54	11:32:40.666

P7 5 Ray HARRIS				
LAP	LAP TIME	DIFF	MPH	TIME OF DAY
1 -	48.898	4.932	73.62	11:21:12.588
2 -	45.635	1.669	78.88	11:21:58.223
3 -	44.076	0.110	81.67	11:22:42.299
4 -	43.966 (1)		81.88	11:23:26.265
5 -	44.032 (2)	0.066	81.75	11:24:10.297
6 -	44.218	0.252	81.41	11:24:54.515
7 -	45.128	1.162	79.77	11:25:39.643
8 -	44.065 (3)	0.099	81.69	11:26:23.708
9 -	44.348	0.382	81.17	11:27:08.056
10 -	44.131	0.165	81.57	11:27:52.187

P8 3 Steve DUDMAN				
LAP	LAP TIME	DIFF	MPH	TIME OF DAY
1 -	51.107	6.775	70.44	11:21:29.289
2 -	46.965	2.633	76.65	11:22:16.254
3 -	5:45.328	5:00.996	10.42	11:28:01.582
4 -	46.079	1.747	78.12	11:28:47.661
5 -	46.181	1.849	77.95	11:29:33.842
6 -	45.056	0.724	79.90	11:30:18.898
7 -	44.648	0.316	80.63	11:31:03.546
8 -	44.332 (1)		81.20	11:31:47.878
9 -	45.009	0.677	79.98	11:32:32.887
10 -	44.709	0.377	80.52	11:33:17.596
11 -	44.567 (2)	0.235	80.77	11:34:02.163
12 -	44.624 (3)	0.292	80.67	11:34:46.787

P9 7 Paul KNIGHT				
LAP	LAP TIME	DIFF	MPH	TIME OF DAY
1 -	50.446	6.054	71.36	11:20:58.829
2 -	45.609	1.217	78.93	11:21:44.438
3 -	46.004	1.612	78.25	11:22:30.442
4 -	44.992	0.600	80.01	11:23:15.434
5 -	44.918	0.526	80.14	11:24:00.352
6 -	44.487	0.095	80.92	11:24:44.839
7 -	47.058	2.666	76.50	11:25:31.897
8 -	44.793	0.401	80.36	11:26:16.690
9 -	44.508	0.116	80.88	11:27:01.198

Weather / Track : Misty / Dry

Lydden Hill
Circuit Length = 1.0000 miles
Start: 11:19 Flag 11:34 End: 11:35

Scrapco Avon Intermarque Championship

QUALIFYING - RACE 1 - LAP ANALYSIS

DIFF = Difference To Personal Best Lap

10 -	45.961	1.569	78.32	11:27:47.159
11 -	44.392 (1)		81.09	11:28:31.551
12 -	44.703	0.311	80.53	11:29:16.254
13 -	44.410 (2)	0.018	81.06	11:30:00.664
14 -	44.763	0.371	80.42	11:30:45.427
15 -	47.132	2.740	76.38	11:31:32.559
16 -	44.785	0.393	80.38	11:32:17.344
17 -	45.020	0.628	79.96	11:33:02.364
18 -	44.865	0.473	80.24	11:33:47.229
19 -	44.453 (3)	0.061	80.98	11:34:31.682
20 -	44.743	0.351	80.45	11:35:16.425

P10 28 Chris AYLING

LAP	LAP TIME	DIFF	MPH	TIME OF DAY
1 -	56.334	11.811	63.90	11:21:27.699
2 -	45.329	0.806	79.41	11:22:13.028
3 -	45.592	1.069	78.96	11:22:58.620
4 -	44.831 (3)	0.308	80.30	11:23:43.451
5 -	44.712 (2)	0.189	80.51	11:24:28.163
6 -	44.523 (1)		80.85	11:25:12.686
7 -	48.179	3.656	74.72	11:26:00.865
8 -	45.391	0.868	79.31	11:26:46.256
9 -	45.423	0.900	79.25	11:27:31.679

P11 491 Colin SMITH

LAP	LAP TIME	DIFF	MPH	TIME OF DAY
1 -	51.011	6.059	70.57	11:21:01.211
2 -	45.214	0.262	79.62	11:21:46.425
3 -	45.019 (2)	0.067	79.96	11:22:31.444
4 -	45.292	0.340	79.48	11:23:16.736
5 -	45.051	0.099	79.90	11:24:01.787
6 -	45.096	0.144	79.82	11:24:46.883
7 -	47.732	2.780	75.42	11:25:34.615
8 -	45.408	0.456	79.28	11:26:20.023
9 -	45.559	0.607	79.01	11:27:05.582
10 -	45.214	0.262	79.62	11:27:50.796
11 -	45.155	0.203	79.72	11:28:35.951
12 -	45.817	0.865	78.57	11:29:21.768
13 -	44.952 (1)		80.08	11:30:06.720
14 -	45.434	0.482	79.23	11:30:52.154
15 -	45.135	0.183	79.76	11:31:37.289
16 -	45.614	0.662	78.92	11:32:22.903
17 -	45.115	0.163	79.79	11:33:08.018
18 -	45.028 (3)	0.076	79.95	11:33:53.046
19 -	45.702	0.750	78.77	11:34:38.748
20 -	45.447	0.495	79.21	11:35:24.195

P12 39 Jason HUNN

LAP	LAP TIME	DIFF	MPH	TIME OF DAY
1 -	48.809	3.696	73.75	11:21:07.155
2 -	45.703	0.590	78.76	11:21:52.858
3 -	45.381	0.268	79.32	11:22:38.239
4 -	45.113 (1)		79.79	11:23:23.352
5 -	45.213 (3)	0.100	79.62	11:24:08.565
6 -	45.204 (2)	0.091	79.63	11:24:53.769
7 -	45.687	0.574	78.79	11:25:39.456
8 -	46.060	0.947	78.15	11:26:25.516
9 -	45.838	0.725	78.53	11:27:11.354
10 -	45.437	0.324	79.23	11:27:56.791
11 -	50.695	5.582	71.01	11:28:47.486
12 -	46.548	1.435	77.33	11:29:34.034

DIFF = Difference To Personal Best Lap

P13 21 Philip YOUNG				
LAP	LAP TIME	DIFF	MPH	TIME OF DAY
1 -	56.691	11.479	63.50	11:20:59.926
2 -	45.959	0.747	78.33	11:21:45.885
3 -	46.916	1.704	76.73	11:22:32.801
4 -	46.037	0.825	78.19	11:23:18.838
5 -	45.241 (2)	0.029	79.57	11:24:04.079
6 -	45.288 (3)	0.076	79.49	11:24:49.367
7 -	45.918	0.706	78.40	11:25:35.285
8 -	45.426	0.214	79.24	11:26:20.711
9 -	45.506	0.294	79.11	11:27:06.217
10 -	45.340	0.128	79.40	11:27:51.557
11 -	45.597	0.385	78.95	11:28:37.154
12 -	45.997	0.785	78.26	11:29:23.151
13 -	45.653	0.441	78.85	11:30:08.804
14 -	45.589	0.377	78.96	11:30:54.393
15 -	45.212 (1)		79.62	11:31:39.605
16 -	45.503	0.291	79.11	11:32:25.108
17 -	45.549	0.337	79.03	11:33:10.657
18 -	46.065	0.853	78.15	11:33:56.722
19 -	45.929	0.717	78.38	11:34:42.651
20 -	45.653	0.441	78.85	11:35:28.304

P14 52 Mick ROBERTSON

LAP	LAP TIME	DIFF	MPH	TIME OF DAY
1 -	53.943	8.678	66.73	11:21:35.020
2 -	48.876	3.611	73.65	11:22:23.896
3 -	46.545	1.280	77.34	11:23:10.441
4 -	45.265 (1)		79.53	11:23:55.706
5 -	45.312 (2)	0.047	79.44	11:24:41.018
6 -	47.966	2.701	75.05	11:25:28.984
7 -	45.950 (3)	0.685	78.34	11:26:14.934
8 -	46.023	0.758	78.22	11:27:00.957
9 -	47.689	2.424	75.48	11:27:48.646
10 -	46.528	1.263	77.37	11:28:35.174
11 -	47.479	2.214	75.82	11:29:22.653
12 -	47.626	2.361	75.58	11:30:10.279

P15 261 Volker TIMM

LAP	LAP TIME	DIFF	MPH	TIME OF DAY
1 -	49.567	4.264	72.62	11:23:52.820
2 -	46.542	1.239	77.34	11:24:39.362
3 -	1:21.275	35.972	44.29	11:26:00.637
4 -	48.558	3.255	74.13	11:26:49.195
5 -	47.377	2.074	75.98	11:27:36.572
6 -	46.135	0.832	78.03	11:28:22.707
7 -	45.785	0.482	78.62	11:29:08.492
8 -	45.482 (2)	0.179	79.15	11:29:53.974
9 -	46.076	0.773	78.13	11:30:40.050
10 -	45.678 (3)	0.375	78.81	11:31:25.728
11 -	46.037	0.734	78.19	11:32:11.765
12 -	45.303 (1)		79.46	11:32:57.068
13 -	46.110	0.807	78.07	11:33:43.178
14 -	46.575	1.272	77.29	11:34:29.753
15 -	45.943	0.640	78.35	11:35:15.696

P16 75 John STEWARD

LAP	LAP TIME	DIFF	MPH	TIME OF DAY
1 -	52.362	6.662	68.75	11:21:18.760
2 -	46.790	1.090	76.93	11:22:05.550
3 -	47.258	1.558	76.17	11:22:52.808

Lydden Hill

Circuit Length = 1.0000 miles

Start: 11:19 Flag 11:34 End: 11:35

Weather / Track : Misty / Dry

Scrapco Avon Intermarque Championship

QUALIFYING - RACE 1 - LAP ANALYSIS

DIFF = Difference To Personal Best Lap


4 -	46.531	0.831	77.36	11:23:39.339
5 -	45.945	0.245	78.35	11:24:25.284
6 -	45.700 (1)		78.77	11:25:10.984
7 -	48.359	2.659	74.44	11:25:59.343
8 -	46.229	0.529	77.87	11:26:45.572
9 -	48.126	2.426	74.80	11:27:33.698
10 -	45.993	0.293	78.27	11:28:19.691
11 -	45.797	0.097	78.60	11:29:05.488
12 -	45.980	0.280	78.29	11:29:51.468
13 -	46.337	0.637	77.69	11:30:37.805
14 -	45.921	0.221	78.39	11:31:23.726
15 -	45.882	0.182	78.46	11:32:09.608
16 -	45.758 (3)	0.058	78.67	11:32:55.366
17 -	47.175	1.475	76.31	11:33:42.541
18 -	45.711 (2)	0.011	78.75	11:34:28.252
19 -	46.179	0.479	77.95	11:35:14.431

P17 17 Toby HOMEWOOD				
LAP	LAP TIME	DIFF	MPH	TIME OF DAY

1 -	57.746	11.893	62.34	11:21:35.892
2 -	48.920	3.067	73.58	11:22:24.812
3 -	46.673	0.820	77.13	11:23:11.485
4 -	46.170	0.317	77.97	11:23:57.655
5 -	46.475	0.622	77.46	11:24:44.130
6 -	1:07.686	21.833	53.18	11:25:51.816
7 -	47.725	1.872	75.43	11:26:39.541
8 -	46.531	0.678	77.36	11:27:26.072
9 -	46.291	0.438	77.76	11:28:12.363
10 -	45.853 (1)		78.51	11:28:58.216
11 -	45.868 (2)	0.015	78.48	11:29:44.084
12 -	46.469	0.616	77.47	11:30:30.553
13 -	45.990 (3)	0.137	78.27	11:31:16.543
14 -	46.168	0.315	77.97	11:32:02.711
15 -	46.257	0.404	77.82	11:32:48.968
16 -	46.921	1.068	76.72	11:33:35.889
17 -	47.657	1.804	75.53	11:34:23.546

Scrapco Avon Intermarque Championship

RACE 1 - GRID (15 minutes)

ROW 9	45.853 17 17 Toby HOMEWOOD	18 339 Danny HUNN
ROW 8	45.303 15 261 Volker TIMM	16 75 John STEWARD
ROW 7	45.212 13 21 Philip YOUNG	14 52 Mick ROBERTSON
ROW 6	44.952 11 491 Colin SMITH	12 39 Jason HUNN
ROW 5	44.392 9 7 Paul KNIGHT	10 28 Chris AYLING
ROW 4	43.966 7 5 Ray HARRIS	8 3 Steve DUDMAN
ROW 3	43.815 5 4 Richard SMITH	6 41 Daniel SMITH
ROW 2	43.330 3 16 Steve BURROWS	4 29 Michael THURLEY
ROW 1	42.738 1 24 Lewis SMITH	2 89 Chris BROCKHURST
Pole		
		

Lydden Hill
Circuit Length = 1.0000 miles

These results are provisional until the conclusion of any judicial and technical matters.

Clerk Of Course :

Timekeeper :

Scrapco Avon Intermarque Championship

RACE 1 - CLASSIFICATION

POS	NO	CL	PIC NAME	ENTRY	LAPS	TIME	GAP	DIFF	MPH	BEST	ON
1	24	HR	1 Lewis SMITH	Vauxhall Tigra 2000	18	14:50.298			72.78	48.779	15
2	16	HR	2 Steve BURROWS	Peugeot 206cc 2000	18	14:52.544	2.246	2.246	72.60	48.983	14
3	89	HR	3 Chris BROCKHURST	Vauxhall Tigra 2000	18	15:02.201	11.903	9.657	71.82	48.808	16
4	29	HR	4 Michael THURLEY	Vauxhall Tigra 2000	18	15:08.554	18.256	6.353	71.32	49.791	4
5	5	HR	5 Ray HARRIS	Mercedes SLK 2000	18	15:11.242	20.944	2.688	71.11	49.550	18
6	4	HR	6 Richard SMITH	Mercedes SLK 2000	18	15:13.413	23.115	2.171	70.94	49.745	18
7	491	HR	7 Colin SMITH	Vauxhall Tigra 2000	18	15:16.670	26.372	3.257	70.69	49.635	17
8	339	HR	8 Danny HUNN	Mazda RX8 2000	18	15:16.880	26.582	0.210	70.67	49.484	17
9	41*	HR	9 Daniel SMITH	Peugeot 206cc 2000	18	15:19.320	29.022	2.440	70.48	49.797	7
10	7	HR	10 Paul KNIGHT	Vauxhall Tigra 2000	18	15:20.422	30.124	1.102	70.40	50.145	8
11	39	HR	11 Jason HUNN	Mazda RX-8 2000	18	15:29.856	39.558	9.434	69.68	50.810	9
12	75	HR	12 John STEWARD	Mercedes SLK 2000	17	14:56.696	1 Lap	1 Lap	68.25	51.033	6
13	21	HR	13 Philip YOUNG	Mitsubishi Colt 2000	17	14:58.992	1 Lap	2.296	68.07	51.663	6
14	261	TR	1 Volker TIMM	Audi TT 2000	17	15:34.238	1 Lap	35.246	65.50	52.503	12
15	17	HR	14 Toby HOMEWOOD	Mercedes SLK 2000	16	14:59.520	2 Laps	1 Lap	64.03	53.135	10
16	3	HR	15 Steve DUDMAN	Vauxhall Tigra 2000	15	15:17.758	3 Laps	1 Lap	58.83	50.745	13

NOT CLASSIFIED

DNF	28	HR	Chris AYLING	Vauxhall Tigra 2000	10	8:27.702	8 Laps	5 Laps	70.90	49.819	7
-----	----	----	--------------	---------------------	----	----------	--------	--------	-------	--------	---

FASTEST LAP

	24	HR	Lewis SMITH	Vauxhall Tigra 2000	15	48.779			73.80 mph	118.77 kph	
	261	TR	Volker TIMM	Audi TT 2000	12	52.503			68.56 mph	110.34 kph	

Car 41 – 5 Second penalty for exceeding track limits

Weather / Track : Drizzle / Damp

These results are provisional until the conclusion of any judicial and technical matters.

Lydden Hill

Circuit Length = 1.0000 miles

Start: 13:28 Flag 13:43 End: 13:45

Clerk Of Course :		Timekeeper :	
-------------------	--	--------------	--

Scrapco Avon Intermarque Championship

RACE 1 - LAP CHART

LAP 1 @ 13:29:09.562			LAP 2 @ 13:29:59.120			LAP 3 @ 13:30:49.040			LAP 4 @ 13:31:38.838			LAP 5 @ 13:32:28.809		
NO	BEHIND	LAP TIME	NO	BEHIND	LAP TIME	NO	BEHIND	LAP TIME	NO	BEHIND	LAP TIME	NO	BEHIND	LAP TIME
24		50.398	24		49.558	24		49.920	24		49.798	24		49.971
16	0.852	51.250	89	1.048	49.588	89	0.395	49.267	89	0.379	49.782	89	0.229	49.821
89	1.018	51.416	16	1.733	50.439	16	1.481	49.668	16	1.447	49.764	16	1.180	49.704
29	1.491	51.889	29	2.241	50.308	29	2.157	49.836	29	2.150	49.791	29	2.176	49.997
4	2.114	52.512	4	2.661	50.105	4	3.792	51.051	4	4.353	50.359	4	4.971	50.589
41	2.618	53.016	41	3.216	50.156	41	3.974	50.678	41	4.817	50.641	41	5.394	50.548
5	3.419	53.817	5	4.435	50.574	5	5.252	50.737	5	6.471	51.017	5	7.051	50.551
28	4.178	54.576	28	5.791	51.171	28	6.185	50.314	28	7.112	50.725	28	7.621	50.480
39	4.416	54.814	39	6.348	51.490	39	7.539	51.111	39	9.040	51.299	39	10.282	51.213
491	5.045	55.443	491	6.542	51.055	491	8.387	51.765	7	10.375	51.617	7	10.803	50.399
7	5.386	55.784	7	7.455	51.627	7	8.556	51.021	491	10.626	52.037	491	11.031	50.376
21	5.901	56.299	21	8.646	52.303	21	10.840	52.114	21	13.572	52.530	339	15.379	51.434
75	6.677	57.075	339	10.127	51.938	339	12.267	52.060	339	13.916	51.447	21	16.744	53.143
261	7.414	57.812	75	10.478	53.359	75	13.361	52.803	75	16.404	52.841	75	18.471	52.038
339	7.747	58.145	261	10.691	52.835	17	23.719	55.389	17	28.752	54.831	17	33.132	54.351
17	12.767	1:03.165	17	18.250	55.041	261	28.600	1:07.829	261	32.541	53.739	261	36.512	53.942
						3	2 Laps	3:07.914	3	2 Laps	52.958	3	2 Laps	52.136

Weather / Track : Drizzle / Damp

Results can be found at www.tsl-timing.com

Page 1 of 4

Lydden Hill
 Circuit Length = 1.0000 miles
 Start: 13:28 Flag 13:43 End: 13:45

Printed - 13:46 Saturday, 06 October 2018

Scrapco Avon Intermarque Championship

RACE 1 - LAP CHART

LAP 6 @ 13:33:18.399			LAP 7 @ 13:34:07.857			LAP 8 @ 13:34:57.211			LAP 9 @ 13:35:46.957			LAP 10 @ 13:36:36.463		
NO	BEHIND	LAP TIME	NO	BEHIND	LAP TIME	NO	BEHIND	LAP TIME	NO	BEHIND	LAP TIME	NO	BEHIND	LAP TIME
24		49.590	24		49.458	24		49.354	24		49.746	24		49.506
89	0.519	49.880	89	0.522	49.461	89	0.316	49.148	89	0.415	49.845	89	0.370	49.461
16	0.924	49.334	16	1.151	49.685	16	1.084	49.287	16	1.099	49.761	16	1.317	49.724
29	3.018	50.432	29	3.915	50.355	29	5.345	50.784	3	3 Laps	53.772	17	1 Lap	54.645
41	5.806	50.002	41	6.145	49.797	41	6.886	50.095	29	5.576	49.977	261	1 Lap	54.775
4	6.205	50.824	4	6.501	49.754	4	7.405	50.258	41	7.529	50.389	3	3 Laps	51.473
5	7.449	49.988	5	7.552	49.561	5	7.911	49.713	4	8.004	50.345	29	5.984	49.914
28	7.918	49.887	28	8.279	49.819	28	8.880	49.955	5	8.419	50.254	41	8.732	50.709
39	12.036	51.344	39	13.406	50.828	7	14.454	50.145	28	9.626	50.492	4	9.552	51.054
7	12.263	51.050	7	13.663	50.858	39	15.081	51.029	7	15.451	50.743	5	9.693	50.780
491	12.323	50.882	491	13.822	50.957	491	15.296	50.828	39	16.145	50.810	28	10.403	50.283
339	16.327	50.538	339	17.139	50.270	339	18.181	50.396	491	16.334	50.784	7	16.203	50.258
21	18.817	51.663	75	22.218	51.762	75	24.791	51.927	339	18.737	50.302	39	17.750	51.111
75	19.914	51.033	21	22.688	53.329	21	26.815	53.481	75	26.424	51.379	491	17.987	51.159
17	37.932	54.390	17	41.733	53.259	17	47.005	54.626	21	29.788	52.719	339	19.456	50.225
261	40.773	53.851	261	44.376	53.061	261	48.707	53.685				75	28.512	51.594
3	2 Laps	52.145	3	2 Laps	51.763							21	33.239	52.957

Weather / Track : Drizzle / Damp

Results can be found at www.tsl-timing.com

Page 2 of 4

Lydden Hill
 Circuit Length = 1.0000 miles
 Start: 13:28 Flag 13:43 End: 13:45

Printed - 13:46 Saturday, 06 October 2018

Scrapco Avon Intermarque Championship

RACE 1 - LAP CHART

LAP 11 @ 13:37:25.547			LAP 12 @ 13:38:14.468			LAP 13 @ 13:39:03.682			LAP 14 @ 13:39:52.943			LAP 15 @ 13:40:41.722		
NO	BEHIND	LAP TIME	NO	BEHIND	LAP TIME	NO	BEHIND	LAP TIME	NO	BEHIND	LAP TIME	NO	BEHIND	LAP TIME
24		49.084	24		48.921	24		49.214	24		49.261	24		48.779
89	0.467	49.181	89	0.601	49.055	89	0.551	49.164	89	0.346	49.056	89	0.461	48.894
16	1.398	49.165	16	1.563	49.086	16	1.571	49.222	16	1.293	48.983	16	1.538	49.024
17	1 Lap	53.135	29	9.625	51.001	29	11.073	50.662	29	12.147	50.335	29	14.782	51.414
29	7.545	50.645	17	1 Lap	53.419	3	3 Laps	51.771	41	16.742	50.888	41	19.031	51.068
3	3 Laps	52.073	3	3 Laps	52.323	41	15.115	51.729	5	16.962	50.856	5	19.251	51.068
261	1 Lap	55.144	41	12.600	51.187	5	15.367	51.106	4	17.407	51.036	4	19.568	50.940
41	10.334	50.686	5	13.475	51.867	4	15.632	51.177	3	3 Laps	53.169	3	3 Laps	51.578
5	10.529	49.920	4	13.669	51.433	261	1 Lap	52.503	7	21.895	50.307	7	24.322	51.206
4	11.157	50.689	261	1 Lap	54.926	7	20.849	50.602	491	23.105	50.285	491	24.499	50.173
7	17.399	50.280	7	19.461	50.983	491	22.081	50.110	339	24.146	50.101	339	24.944	49.577
491	19.665	50.762	491	21.185	50.441	339	23.306	49.990	261	1 Lap	54.903	261	1 Lap	53.573
39	19.846	51.180	39	22.529	51.604	39	25.197	51.882	39	27.583	51.647	39	30.793	51.989
339	20.124	49.752	339	22.530	51.327	17	1 Lap	1:12.428	17	1 Lap	55.745	17	1 Lap	54.218
75	31.420	51.992	75	34.574	52.075	75	39.511	54.151	75	42.212	51.962	75	46.551	53.118
21	37.011	52.856	21	40.494	52.404	21	43.851	52.571	21	46.594	52.004			

Weather / Track : Drizzle / Damp

Results can be found at www.tsl-timing.com

Page 3 of 4

Lydden Hill
 Circuit Length = 1.0000 miles
 Start: 13:28 Flag 13:43 End: 13:45

Printed - 13:46 Saturday, 06 October 2018

Scrapco Avon Intermarque Championship

RACE 1 - LAP CHART

LAP 16 @ 13:41:30.613			LAP 17 @ 13:42:20.250			LAP 18 @ 13:43:09.462		
NO	BEHIND	LAP TIME	NO	BEHIND	LAP TIME	NO	BEHIND	LAP TIME
24		48.891	24		49.637	24		49.212
89	0.378	48.808	89	0.383	49.642	16	2.246	49.924
16	1.815	49.168	16	1.534	49.356	75	1 Lap	52.634
21	1 Lap	53.650	75	1 Lap	54.953	21	1 Lap	52.683
29	16.819	50.928	17	2 Laps	56.308	17	2 Laps	54.570
5	20.324	49.964	21	1 Lap	52.286	89	11.903	1:00.732
41	21.161	51.021	29	17.486	50.304	29	18.256	49.982
4	21.396	50.719	5	20.606	49.919	5	20.944	49.550
3	3 Laps	50.745	4	22.582	50.823	4	23.115	49.745
491	25.433	49.825	41	22.800	51.276	41	24.022	50.434
339	25.827	49.774	3	3 Laps	51.000	491	26.372	50.153
7	27.675	52.244	491	25.431	49.635	339	26.582	50.120
39	34.089	52.187	339	25.674	49.484	3	3 Laps	52.938
261	1 Lap	54.463	7	28.869	50.831	7	30.124	50.467
			39	36.073	51.621	39	39.558	52.697
			261	1 Lap	53.967	261	1 Lap	53.230

Weather / Track : Drizzle / Damp

Results can be found at www.tsl-timing.com

Page 4 of 4

Lydden Hill
 Circuit Length = 1.0000 miles
 Start: 13:28 Flag 13:43 End: 13:45

Printed - 13:46 Saturday, 06 October 2018

Scrapco Avon Intermarque Championship

RACE 1 - LAP ANALYSIS

DIFF = Difference To Personal Best Lap

P1 24 Lewis SMITH				
LAP	LAP TIME	DIFF	MPH	TIME OF DAY
1 -	50.398	1.619	71.43	13:29:09.562
2 -	49.558	0.779	72.64	13:29:59.120
3 -	49.920	1.141	72.11	13:30:49.040
4 -	49.798	1.019	72.29	13:31:38.838
5 -	49.971	1.192	72.04	13:32:28.809
6 -	49.590	0.811	72.59	13:33:18.399
7 -	49.458	0.679	72.78	13:34:07.857
8 -	49.354	0.575	72.94	13:34:57.211
9 -	49.746	0.967	72.36	13:35:46.957
10 -	49.506	0.727	72.71	13:36:36.463
11 -	49.084	0.305	73.34	13:37:25.547
12 -	48.921 (3)	0.142	73.58	13:38:14.468
13 -	49.214	0.435	73.14	13:39:03.682
14 -	49.261	0.482	73.08	13:39:52.943
15 -	48.779 (1)		73.80	13:40:41.722
16 -	48.891 (2)	0.112	73.63	13:41:30.613
17 -	49.637	0.858	72.52	13:42:20.250
18 -	49.212	0.433	73.15	13:43:09.462

P2 16 Steve BURROWS				
LAP	LAP TIME	DIFF	MPH	TIME OF DAY
1 -	51.250	2.267	70.24	13:29:10.414
2 -	50.439	1.456	71.37	13:30:00.853
3 -	49.668	0.685	72.48	13:30:50.521
4 -	49.764	0.781	72.34	13:31:40.285
5 -	49.704	0.721	72.42	13:32:29.989
6 -	49.334	0.351	72.97	13:33:19.323
7 -	49.685	0.702	72.45	13:34:09.008
8 -	49.287	0.304	73.04	13:34:58.295
9 -	49.761	0.778	72.34	13:35:48.056
10 -	49.724	0.741	72.39	13:36:37.780
11 -	49.165	0.182	73.22	13:37:26.945
12 -	49.086 (3)	0.103	73.34	13:38:16.031
13 -	49.222	0.239	73.13	13:39:05.253
14 -	48.983 (1)		73.49	13:39:54.236
15 -	49.024 (2)	0.041	73.43	13:40:43.260
16 -	49.168	0.185	73.21	13:41:32.428
17 -	49.356	0.373	72.93	13:42:21.784
18 -	49.924	0.941	72.10	13:43:11.708

P3 89 Chris BROCKHURST				
LAP	LAP TIME	DIFF	MPH	TIME OF DAY
1 -	51.416	2.608	70.01	13:29:10.580
2 -	49.588	0.780	72.59	13:30:00.168
3 -	49.267	0.459	73.07	13:30:49.435
4 -	49.782	0.974	72.31	13:31:39.217
5 -	49.821	1.013	72.25	13:32:29.038
6 -	49.880	1.072	72.17	13:33:18.918
7 -	49.461	0.653	72.78	13:34:08.379
8 -	49.148	0.340	73.24	13:34:57.527
9 -	49.845	1.037	72.22	13:35:47.372
10 -	49.461	0.653	72.78	13:36:36.833
11 -	49.181	0.373	73.19	13:37:26.014
12 -	49.055 (3)	0.247	73.38	13:38:15.069
13 -	49.164	0.356	73.22	13:39:04.233
14 -	49.056	0.248	73.38	13:39:53.289
15 -	48.894 (2)	0.086	73.62	13:40:42.183
16 -	48.808 (1)		73.75	13:41:30.991
17 -	49.642	0.834	72.51	13:42:20.633
18 -	1:00.732	11.924	59.27	13:43:21.365

DIFF = Difference To Personal Best Lap

P4 29 Michael THURLEY				
LAP	LAP TIME	DIFF	MPH	TIME OF DAY
1 -	51.889	2.098	69.37	13:29:11.053
2 -	50.308	0.517	71.55	13:30:01.361
3 -	49.836 (2)	0.045	72.23	13:30:51.197
4 -	49.791 (1)		72.30	13:31:40.988
5 -	49.997	0.206	72.00	13:32:30.985
6 -	50.432	0.641	71.38	13:33:21.417
7 -	50.355	0.564	71.49	13:34:11.772
8 -	50.784	0.993	70.88	13:35:02.556
9 -	49.977	0.186	72.03	13:35:52.533
10 -	49.914 (3)	0.123	72.12	13:36:42.447
11 -	50.645	0.854	71.08	13:37:33.092
12 -	51.001	1.210	70.58	13:38:24.093
13 -	50.662	0.871	71.05	13:39:14.755
14 -	50.335	0.544	71.52	13:40:05.090
15 -	51.414	1.623	70.01	13:40:56.504
16 -	50.928	1.137	70.68	13:41:47.432
17 -	50.304	0.513	71.56	13:42:37.736
18 -	49.982	0.191	72.02	13:43:27.718

P5 5 Ray HARRIS				
LAP	LAP TIME	DIFF	MPH	TIME OF DAY
1 -	53.817	4.267	66.89	13:29:12.981
2 -	50.574	1.024	71.18	13:30:03.555
3 -	50.737	1.187	70.95	13:30:54.292
4 -	51.017	1.467	70.56	13:31:45.309
5 -	50.551	1.001	71.21	13:32:35.860
6 -	49.988	0.438	72.01	13:33:25.848
7 -	49.561 (2)	0.011	72.63	13:34:15.409
8 -	49.713 (3)	0.163	72.41	13:35:05.122
9 -	50.254	0.704	71.63	13:35:55.376
10 -	50.780	1.230	70.89	13:36:46.156
11 -	49.920	0.370	72.11	13:37:36.076
12 -	51.867	2.317	69.40	13:38:27.943
13 -	51.106	1.556	70.44	13:39:19.049
14 -	50.856	1.306	70.78	13:40:09.905
15 -	51.068	1.518	70.49	13:41:00.973
16 -	49.964	0.414	72.05	13:41:50.937
17 -	49.919	0.369	72.11	13:42:40.856
18 -	49.550 (1)		72.65	13:43:30.406

P6 4 Richard SMITH				
LAP	LAP TIME	DIFF	MPH	TIME OF DAY
1 -	52.512	2.767	68.55	13:29:11.676
2 -	50.105 (3)	0.360	71.84	13:30:01.781
3 -	51.051	1.306	70.51	13:30:52.832
4 -	50.359	0.614	71.48	13:31:43.191
5 -	50.589	0.844	71.16	13:32:33.780
6 -	50.824	1.079	70.83	13:33:24.604
7 -	49.754 (2)	0.009	72.35	13:34:14.358
8 -	50.258	0.513	71.63	13:35:04.616
9 -	50.345	0.600	71.50	13:35:54.961
10 -	51.054	1.309	70.51	13:36:46.015
11 -	50.689	0.944	71.02	13:37:36.704
12 -	51.433	1.688	69.99	13:38:28.137
13 -	51.177	1.432	70.34	13:39:19.314
14 -	51.036	1.291	70.53	13:40:10.350
15 -	50.940	1.195	70.67	13:41:01.290
16 -	50.719	0.974	70.97	13:41:52.009
17 -	50.823	1.078	70.83	13:42:42.832

Weather / Track : Drizzle / Damp

Scrapco Avon Intermarque Championship

RACE 1 - LAP ANALYSIS

DIFF = Difference To Personal Best Lap

18 - 49.745 (1) 72.36 13:43:32.577

P7 491 Colin SMITH				
LAP	LAP TIME	DIFF	MPH	TIME OF DAY
1 -	55.443	5.808	64.93	13:29:14.607
2 -	51.055	1.420	70.51	13:30:05.662
3 -	51.765	2.130	69.54	13:30:57.427
4 -	52.037	2.402	69.18	13:31:49.464
5 -	50.376	0.741	71.46	13:32:39.840
6 -	50.882	1.247	70.75	13:33:30.722
7 -	50.957	1.322	70.64	13:34:21.679
8 -	50.828	1.193	70.82	13:35:12.507
9 -	50.784	1.149	70.88	13:36:03.291
10 -	51.159	1.524	70.36	13:36:54.450
11 -	50.762	1.127	70.91	13:37:45.212
12 -	50.441	0.806	71.37	13:38:35.653
13 -	50.110 (3)	0.475	71.84	13:39:25.763
14 -	50.285	0.650	71.59	13:40:16.048
15 -	50.173	0.538	71.75	13:41:06.221
16 -	49.825 (2)	0.190	72.25	13:41:56.046
17 -	49.635 (1)		72.52	13:42:45.681
18 -	50.153	0.518	71.78	13:43:35.834

P8 339 Danny HUNN				
LAP	LAP TIME	DIFF	MPH	TIME OF DAY
1 -	58.145	8.661	61.91	13:29:17.309
2 -	51.938	2.454	69.31	13:30:09.247
3 -	52.060	2.576	69.15	13:31:01.307
4 -	51.447	1.963	69.97	13:31:52.754
5 -	51.434	1.950	69.99	13:32:44.188
6 -	50.538	1.054	71.23	13:33:34.726
7 -	50.270	0.786	71.61	13:34:24.996
8 -	50.396	0.912	71.43	13:35:15.392
9 -	50.302	0.818	71.56	13:36:05.694
10 -	50.225	0.741	71.67	13:36:55.919
11 -	49.752 (3)	0.268	72.35	13:37:45.671
12 -	51.327	1.843	70.13	13:38:36.998
13 -	49.990	0.506	72.01	13:39:26.988
14 -	50.101	0.617	71.85	13:40:17.089
15 -	49.577 (2)	0.093	72.61	13:41:06.666
16 -	49.774	0.290	72.32	13:41:56.440
17 -	49.484 (1)		72.75	13:42:45.924
18 -	50.120	0.636	71.82	13:43:36.044

P9 41 Daniel SMITH				
LAP	LAP TIME	DIFF	MPH	TIME OF DAY
1 -	53.016	3.219	67.90	13:29:12.180
2 -	50.156	0.359	71.77	13:30:02.336
3 -	50.678	0.881	71.03	13:30:53.014
4 -	50.641	0.844	71.08	13:31:43.655
5 -	50.548	0.751	71.21	13:32:34.203
6 -	50.002 (2)	0.205	71.99	13:33:24.205
7 -	49.797 (1)		72.29	13:34:14.002
8 -	50.095 (3)	0.298	71.86	13:35:04.097
9 -	50.389	0.592	71.44	13:35:54.486
10 -	50.709	0.912	70.99	13:36:45.195
11 -	50.686	0.889	71.02	13:37:35.881
12 -	51.187	1.390	70.33	13:38:27.068
13 -	51.729	1.932	69.59	13:39:18.797
14 -	50.888	1.091	70.74	13:40:09.685
15 -	51.068	1.271	70.49	13:41:00.753
16 -	51.021	1.224	70.55	13:41:51.774

DIFF = Difference To Personal Best Lap

17 - 51.276 1.479 70.20 13:42:43.050
18 - 50.434 0.637 71.38 13:43:33.484

P10 7 Paul KNIGHT				
LAP	LAP TIME	DIFF	MPH	TIME OF DAY
1 -	55.784	5.639	64.53	13:29:14.948
2 -	51.627	1.482	69.73	13:30:06.575
3 -	51.021	0.876	70.55	13:30:57.596
4 -	51.617	1.472	69.74	13:31:49.213
5 -	50.399	0.254	71.42	13:32:39.612
6 -	51.050	0.905	70.51	13:33:30.662
7 -	50.858	0.713	70.78	13:34:21.520
8 -	50.145 (1)		71.79	13:35:11.665
9 -	50.743	0.598	70.94	13:36:02.408
10 -	50.258 (2)	0.113	71.63	13:36:52.666
11 -	50.280 (3)	0.135	71.59	13:37:42.946
12 -	50.983	0.838	70.61	13:38:33.929
13 -	50.602	0.457	71.14	13:39:24.531
14 -	50.307	0.162	71.56	13:40:14.838
15 -	51.206	1.061	70.30	13:41:06.044
16 -	52.244	2.099	68.90	13:41:58.288
17 -	50.831	0.686	70.82	13:42:49.119
18 -	50.467	0.322	71.33	13:43:39.586

P11 39 Jason HUNN				
LAP	LAP TIME	DIFF	MPH	TIME OF DAY
1 -	54.814	4.004	65.67	13:29:13.978
2 -	51.490	0.680	69.91	13:30:05.468
3 -	51.111	0.301	70.43	13:30:56.579
4 -	51.299	0.489	70.17	13:31:47.878
5 -	51.213	0.403	70.29	13:32:39.091
6 -	51.344	0.534	70.11	13:33:30.435
7 -	50.828 (2)	0.018	70.82	13:34:21.263
8 -	51.029 (3)	0.219	70.54	13:35:12.292
9 -	50.810 (1)		70.85	13:36:03.102
10 -	51.111	0.301	70.43	13:36:54.213
11 -	51.180	0.370	70.33	13:37:45.393
12 -	51.604	0.794	69.76	13:38:36.997
13 -	51.882	1.072	69.38	13:39:28.879
14 -	51.647	0.837	69.70	13:40:20.526
15 -	51.989	1.179	69.24	13:41:12.515
16 -	52.187	1.377	68.98	13:42:04.702
17 -	51.621	0.811	69.73	13:42:56.323
18 -	52.697	1.887	68.31	13:43:49.020

P12 75 John STEWARD				
LAP	LAP TIME	DIFF	MPH	TIME OF DAY
1 -	57.075	6.042	63.07	13:29:16.239
2 -	53.359	2.326	67.46	13:30:09.598
3 -	52.803	1.770	68.17	13:31:02.401
4 -	52.841	1.808	68.12	13:31:55.242
5 -	52.038	1.005	69.18	13:32:47.280
6 -	51.033 (1)		70.54	13:33:38.313
7 -	51.762	0.729	69.54	13:34:30.075
8 -	51.927	0.894	69.32	13:35:22.002
9 -	51.379 (2)	0.346	70.06	13:36:13.381
10 -	51.594 (3)	0.561	69.77	13:37:04.975
11 -	51.992	0.959	69.24	13:37:56.967
12 -	52.075	1.042	69.13	13:38:49.042
13 -	54.151	3.118	66.48	13:39:43.193
14 -	51.962	0.929	69.28	13:40:35.155
15 -	53.118	2.085	67.77	13:41:28.273

Lydden Hill

Circuit Length = 1.0000 miles

Start: 13:28 Flag 13:43 End: 13:45

Weather / Track : Drizzle / Damp

Scrapco Avon Intermarque Championship

RACE 1 - LAP ANALYSIS

DIFF = Difference To Personal Best Lap

16 -	54.953	3.920	65.51	13:42:23.226
17 -	52.634	1.601	68.39	13:43:15.860

P13 21 Philip YOUNG

LAP	LAP TIME	DIFF	MPH	TIME OF DAY
1 -	56.299	4.636	63.94	13:29:15.463
2 -	52.303	0.640	68.82	13:30:07.766
3 -	52.114 (3)	0.451	69.07	13:30:59.880
4 -	52.530	0.867	68.53	13:31:52.410
5 -	53.143	1.480	67.74	13:32:45.553
6 -	51.663 (1)		69.68	13:33:37.216
7 -	53.329	1.666	67.50	13:34:30.545
8 -	53.481	1.818	67.31	13:35:24.026
9 -	52.719	1.056	68.28	13:36:16.745
10 -	52.957	1.294	67.97	13:37:09.702
11 -	52.856	1.193	68.10	13:38:02.558
12 -	52.404	0.741	68.69	13:38:54.962
13 -	52.571	0.908	68.47	13:39:47.533
14 -	52.004 (2)	0.341	69.22	13:40:39.537
15 -	53.650	1.987	67.10	13:41:33.187
16 -	52.286	0.623	68.85	13:42:25.473
17 -	52.683	1.020	68.33	13:43:18.156

P14 261 Volker TIMM

LAP	LAP TIME	DIFF	MPH	TIME OF DAY
1 -	57.812	5.309	62.27	13:29:16.976
2 -	52.835 (2)	0.332	68.13	13:30:09.811
3 -	1:07.829	15.326	53.07	13:31:17.640
4 -	53.739	1.236	66.99	13:32:11.379
5 -	53.942	1.439	66.73	13:33:05.321
6 -	53.851	1.348	66.85	13:33:59.172
7 -	53.061 (3)	0.558	67.84	13:34:52.233
8 -	53.685	1.182	67.05	13:35:45.918
9 -	54.775	2.272	65.72	13:36:40.693
10 -	55.144	2.641	65.28	13:37:35.837
11 -	54.926	2.423	65.54	13:38:30.763
12 -	52.503 (1)		68.56	13:39:23.266
13 -	54.903	2.400	65.57	13:40:18.169
14 -	53.573	1.070	67.19	13:41:11.742
15 -	54.463	1.960	66.09	13:42:06.205
16 -	53.967	1.464	66.70	13:43:00.172
17 -	53.230	0.727	67.63	13:43:53.402

P15 17 Toby HOMEWOOD

LAP	LAP TIME	DIFF	MPH	TIME OF DAY
1 -	1:03.165	10.030	56.99	13:29:22.329
2 -	55.041	1.906	65.40	13:30:17.370
3 -	55.389	2.254	64.99	13:31:12.759
4 -	54.831	1.696	65.65	13:32:07.590
5 -	54.351	1.216	66.23	13:33:01.941
6 -	54.390	1.255	66.18	13:33:56.331
7 -	53.259 (2)	0.124	67.59	13:34:49.590
8 -	54.626	1.491	65.90	13:35:44.216
9 -	54.645	1.510	65.87	13:36:38.861
10 -	53.135 (1)		67.75	13:37:31.996
11 -	53.419 (3)	0.284	67.39	13:38:25.415
12 -	1:12.428	19.293	49.70	13:39:37.843
13 -	55.745	2.610	64.57	13:40:33.588
14 -	54.218	1.083	66.39	13:41:27.806
15 -	56.308	3.173	63.93	13:42:24.114
16 -	54.570	1.435	65.97	13:43:18.684

DIFF = Difference To Personal Best Lap

P16 3 Steve DUDMAN				
LAP	LAP TIME	DIFF	MPH	TIME OF DAY
1 -	3:07.914	2:17.169	19.15	13:31:27.078
2 -	52.958	2.213	67.97	13:32:20.036
3 -	52.136	1.391	69.05	13:33:12.172
4 -	52.145	1.400	69.03	13:34:04.317
5 -	51.763	1.018	69.54	13:34:56.080
6 -	53.772	3.027	66.94	13:35:49.852
7 -	51.473 (3)	0.728	69.93	13:36:41.325
8 -	52.073	1.328	69.13	13:37:33.398
9 -	52.323	1.578	68.80	13:38:25.721
10 -	51.771	1.026	69.53	13:39:17.492
11 -	53.169	2.424	67.70	13:40:10.661
12 -	51.578	0.833	69.79	13:41:02.239
13 -	50.745 (1)		70.94	13:41:52.984
14 -	51.000 (2)	0.255	70.58	13:42:43.984
15 -	52.938	2.193	68.00	13:43:36.922

P17 28 Chris AYLING

LAP	LAP TIME	DIFF	MPH	TIME OF DAY
1 -	54.576	4.757	65.96	13:29:13.740
2 -	51.171	1.352	70.35	13:30:04.911
3 -	50.314	0.495	71.55	13:30:55.225
4 -	50.725	0.906	70.97	13:31:45.950
5 -	50.480	0.661	71.31	13:32:36.430
6 -	49.887 (2)	0.068	72.16	13:33:26.317
7 -	49.819 (1)		72.26	13:34:16.136
8 -	49.955 (3)	0.136	72.06	13:35:06.091
9 -	50.492	0.673	71.29	13:35:56.583
10 -	50.283	0.464	71.59	13:36:46.866

Weather / Track : Drizzle / Damp

Scrapco Avon Intermarque Championship

RACE 5 - GRID (15 minutes)

ROW 9

17 | **28** Chris AYLING

ROW 8

15 | **17** Toby HOMEWOOD

16 | **3** Steve DUDMAN

ROW 7

13 | **21** Philip YOUNG

14 | **261** Volker TIMM

ROW 6

11 | **39** Jason HUNN

12 | **75** John STEWARD

ROW 5

9 | **16** Steve BURROWS

10 | **24** Lewis SMITH

ROW 4

7 | **29** Michael THURLEY

8 | **89** Chris BROCKHURST

ROW 3

5 | **4** Richard SMITH

6 | **5** Ray HARRIS

ROW 2

3 | **339** Danny HUNN


4 | **491** Colin SMITH

ROW 1

1 | **7** Paul KNIGHT

2 | **41** Daniel SMITH

Pole



Lydden Hill
Circuit Length = 1.0000 miles

These results are provisional until the conclusion of any judicial and technical matters.

Clerk Of Course :

Timekeeper :

Scrapco Avon Intermarque Championship

RACE 5 - CLASSIFICATION

POS	NO	CL	PIC NAME	ENTRY	LAPS	TIME	GAP	DIFF	MPH	BEST	ON
1	24	HR	1 Lewis SMITH	Vauxhall Tigra 2000	19	15:42.305			72.58	48.319	7
2	5	HR	2 Ray HARRIS	Mercedes SLK 2000	19	15:50.850	8.545	8.545	71.93	48.853	9
3	4	HR	3 Richard SMITH	Mercedes SLK 2000	19	15:51.521	9.216	0.671	71.88	49.166	9
4	89	HR	4 Chris BROCKHURST	Vauxhall Tigra 2000	19	15:52.033	9.728	0.512	71.84	49.187	9
5	339	HR	5 Danny HUNN	Mazda RX8 2000	19	15:54.142	11.837	2.109	71.68	48.833	7
6	16*	HR	6 Steve BURROWS	Peugeot 206cc 2000	19	15:57.301	14.996	3.159	71.45	48.419	12
7	39*	HR	7 Jason HUNN	Mazda RX-8 2000	19	16:01.232	18.927	3.931	71.15	49.321	17
8	29	HR	8 Michael THURLEY	Vauxhall Tigra 2000	19	16:09.365	27.060	8.133	70.56	49.745	15
9	21	HR	9 Philip YOUNG	Mitsubishi Colt 2000	19	16:11.026	28.721	1.661	70.44	50.131	15
10	3	HR	10 Steve DUDMAN	Vauxhall Tigra 2000	19	16:14.717	32.412	3.691	70.17	50.144	11
11	7	HR	11 Paul KNIGHT	Vauxhall Tigra 2000	19	16:17.526	35.221	2.809	69.97	49.432	17
12	28	HR	12 Chris AYLING	Vauxhall Tigra 2000	19	16:21.690	39.385	4.164	69.67	50.690	13
13	75	HR	13 John STEWARD	Mercedes SLK 2000	19	16:30.791	48.486	9.101	69.03	50.356	6
14	17	HR	14 Toby HOMEWOOD	Mercedes SLK 2000	18	15:49.917	1 Lap	1 Lap	68.21	51.474	7
15	261	TR	1 Volker TIMM	Audi TT 2000	18	16:13.270	1 Lap	23.353	66.57	52.421	17
16	491	HR	15 Colin SMITH	Vauxhall Tigra 2000	18	16:21.230	1 Lap	7.960	66.03	53.341	10

NOT CLASSIFIED

DNF	41	HR	Daniel SMITH	Peugeot 206cc 2000	2	1:44.362	17 Laps	16 Laps	68.99	51.384	2
-----	----	----	--------------	--------------------	---	----------	---------	---------	-------	--------	---

FASTEST LAP

	24	HR	Lewis SMITH	Vauxhall Tigra 2000	7	48.319		74.50 mph		119.90 kph	
	261	TR	Volker TIMM	Audi TT 2000	17	52.421		68.67 mph		110.52 kph	

Cars 16 and 39 – 5 Second penalty for exceeding track limits

Weather / Track : Rain / Wet

These results are provisional until the conclusion of any judicial and technical matters.

Lydden Hill

Circuit Length = 1.0000 miles

Start: 15:21 Flag 15:37 End: 15:39

Clerk Of Course :		Timekeeper :	
-------------------	--	--------------	--

Scrapco Avon Intermarque Championship

RACE 5 - LAP CHART

LAP 1 @ 15:22:27.264			LAP 2 @ 15:23:17.650			LAP 3 @ 15:24:07.463			LAP 4 @ 15:24:58.311			LAP 5 @ 15:25:48.845		
NO	BEHIND	LAP TIME	NO	BEHIND	LAP TIME	NO	BEHIND	LAP TIME	NO	BEHIND	LAP TIME	NO	BEHIND	LAP TIME
7		52.418	7		50.386	7		49.813	7		50.848	339		49.535
41	0.560	52.978	41	1.558	51.384	339	2.773	50.713	339	0.999	49.074	7	0.521	51.055
339	0.862	53.280	339	1.873	51.397	4	3.134	50.710	4	1.469	49.183	4	0.864	49.929
4	1.968	54.386	4	2.237	50.655	5	3.592	50.885	24	2.391	49.314	24	1.120	49.263
5	2.173	54.591	5	2.520	50.733	24	3.925	50.083	5	2.706	49.962	5	1.514	49.342
89	2.530	54.948	89	3.180	51.036	89	4.520	51.153	16	3.550	49.550	16	2.170	49.154
29	3.402	55.820	24	3.655	50.437	16	4.848	50.036	89	4.293	50.621	89	3.239	49.480
24	3.604	56.022	16	4.625	50.304	39	5.800	49.942	39	4.910	49.958	39	3.853	49.477
39	4.034	56.452	39	5.671	52.023	29	7.516	50.748	29	7.198	50.530	29	6.419	49.755
16	4.707	57.125	29	6.581	53.565	21	9.241	51.515	21	9.161	50.768	21	9.403	50.776
491	5.169	57.587	21	7.539	52.227	3	10.771	51.518	3	10.497	50.574	3	10.896	50.933
21	5.698	58.116	3	9.066	53.147	28	12.610	51.639	28	12.898	51.136	28	13.222	50.858
3	6.305	58.723	491	10.217	55.434	75	15.597	53.994	75	16.221	51.472	75	16.940	51.253
75	8.036	1:00.454	28	10.784	52.150	491	16.607	56.203	491	19.232	53.473	491	22.638	53.940
28	9.020	1:01.438	75	11.416	53.766	17	17.312	53.394	17	19.716	53.252	17	23.019	53.837
17	10.541	1:02.959	17	13.731	53.576	261	18.829	53.376	261	21.100	53.119	261	23.639	53.073
261	11.558	1:03.976	261	15.266	54.094									

Weather / Track : Rain / Wet

Results can be found at www.tsl-timing.com

Page 1 of 4

Lydden Hill
 Circuit Length = 1.0000 miles
 Start: 15:21 Flag 15:37 End: 15:39

Printed - 15:41 Saturday, 06 October 2018

Scrapco Avon Intermarque Championship

RACE 5 - LAP CHART

LAP 6 @ 15:26:38.591			LAP 7 @ 15:27:27.424			LAP 8 @ 15:28:17.914			LAP 9 @ 15:29:06.656			LAP 10 @ 15:29:55.511		
NO	BEHIND	LAP TIME	NO	BEHIND	LAP TIME	NO	BEHIND	LAP TIME	NO	BEHIND	LAP TIME	NO	BEHIND	LAP TIME
339		49.746	339		48.833	24		49.566	24		48.742	24		48.855
24	1.438	50.064	24	0.924	48.319	339	0.151	50.641	339	1.156	49.747	4	3.024	49.378
4	1.945	50.827	4	2.362	49.250	4	2.077	50.205	4	2.501	49.166	5	3.420	49.486
5	2.262	50.494	16	3.226	49.158	5	2.678	49.605	5	2.789	48.853	339	3.992	51.691
7	2.793	52.018	5	3.563	50.134	89	3.413	49.647	89	3.858	49.187	89	4.224	49.221
16	2.901	50.477	89	4.256	49.956	7	5.183	50.456	7	5.955	49.514	39	7.035	49.672
89	3.133	49.640	7	5.217	51.257	39	5.449	50.210	39	6.218	49.511	16	7.537	49.810
39	4.001	49.894	39	5.729	50.561	16	6.584	53.848	16	6.582	48.740	7	8.009	50.909
29	6.970	50.297	29	8.576	50.439	29	9.490	51.404	29	10.661	49.913	29	12.569	50.763
21	10.633	50.976	21	12.631	50.831	21	12.969	50.828	21	14.970	50.743	21	16.288	50.173
3	12.033	50.883	3	13.513	50.313	3	14.203	51.180	3	16.084	50.623	3	17.846	50.617
28	15.483	52.007	28	17.599	50.949	28	17.989	50.880	28	20.388	51.141	28	22.289	50.756
75	17.550	50.356	75	19.810	51.093	75	20.828	51.508	75	23.135	51.049	75	25.899	51.619
17	25.846	52.573	17	28.487	51.474	17	29.737	51.740	17	32.678	51.683	17	35.672	51.849
491	26.522	53.630	491	31.685	53.996	491	34.888	53.693	491	39.530	53.384	491	44.016	53.341
261	27.051	53.158	261	32.160	53.942	261	35.369	53.699	261	40.217	53.590	261	44.485	53.123

Weather / Track : Rain / Wet

Results can be found at www.tsl-timing.com

Page 2 of 4

Lydden Hill
 Circuit Length = 1.0000 miles
 Start: 15:21 Flag 15:37 End: 15:39

Printed - 15:41 Saturday, 06 October 2018

Scrapco Avon Intermarque Championship

RACE 5 - LAP CHART

LAP 11 @ 15:30:44.161			LAP 12 @ 15:31:33.441			LAP 13 @ 15:32:22.231			LAP 14 @ 15:33:11.043			LAP 15 @ 15:34:00.039		
NO	BEHIND	LAP TIME	NO	BEHIND	LAP TIME	NO	BEHIND	LAP TIME	NO	BEHIND	LAP TIME	NO	BEHIND	LAP TIME
24		48.650	24		49.280	24		48.790	24		48.812	24		48.996
4	3.639	49.265	261	1 Lap	54.294	4	4.620	49.651	4	5.706	49.898	4	6.598	49.888
5	3.909	49.139	4	3.759	49.400	5	5.069	49.791	5	5.910	49.653	89	7.342	49.938
89	4.921	49.347	5	4.068	49.439	491	1 Lap	54.082	89	6.400	49.466	5	7.909	50.995
339	5.356	50.014	89	4.968	49.327	261	1 Lap	53.545	16	7.399	49.396	16	7.977	49.574
16	7.629	48.742	339	5.965	49.889	89	5.746	49.568	339	8.467	49.931	339	9.023	49.552
39	8.420	50.035	16	6.768	48.419	16	6.815	48.837	261	1 Lap	53.523	39	12.929	50.343
7	9.220	49.861	39	8.863	49.723	339	7.348	50.173	39	11.582	50.631	7	13.775	50.278
29	14.353	50.434	7	9.835	49.895	39	9.763	49.690	7	12.493	50.524	261	1 Lap	53.678
21	18.048	50.410	29	15.664	50.591	7	10.781	49.736	491	1 Lap	57.159	491	1 Lap	54.072
3	19.340	50.144	21	19.242	50.474	29	17.408	50.534	29	18.596	50.000	29	19.345	49.745
28	24.581	50.942	3	20.698	50.638	21	20.738	50.286	21	22.237	50.311	21	23.372	50.131
75	28.420	51.171	28	26.127	50.826	3	22.384	50.476	3	23.914	50.342	3	25.308	50.390
17	38.867	51.845	75	30.518	51.378	28	28.027	50.690	28	30.141	50.926	28	32.032	50.887
491	49.207	53.841	17	41.385	51.798	75	32.866	51.138	75	35.890	51.836	75	39.082	52.188
						17	44.207	51.612	17	47.166	51.771			

Weather / Track : Rain / Wet

Results can be found at www.tsl-timing.com

Page 3 of 4

Lydden Hill
 Circuit Length = 1.0000 miles
 Start: 15:21 Flag 15:37 End: 15:39

Printed - 15:41 Saturday, 06 October 2018

Scrapco Avon Intermarque Championship

RACE 5 - LAP CHART

LAP 16 @ 15:34:49.527			LAP 17 @ 15:35:38.961			LAP 18 @ 15:36:28.153			LAP 19 @ 15:37:17.151		
NO	BEHIND	LAP TIME	NO	BEHIND	LAP TIME	NO	BEHIND	LAP TIME	NO	BEHIND	LAP TIME
24		49.488	24		49.434	24		49.192	24		48.998
17	1 Lap	51.604	17	1 Lap	51.810	17	1 Lap	51.647	17	1 Lap	51.493
4	6.685	49.575	4	7.218	49.967	4	7.843	49.817	5	8.545	49.481
89	7.391	49.537	5	7.791	49.374	5	8.062	49.463	4	9.216	50.371
5	7.851	49.430	89	8.035	50.078	89	8.921	50.078	89	9.728	49.805
16	8.199	49.710	16	8.276	49.511	16	9.301	50.217	16	9.996	49.693
339	9.069	49.534	339	9.419	49.784	339	10.520	50.293	339	11.837	50.315
39	13.194	49.753	39	13.081	49.321	39	13.327	49.438	39	13.927	49.598
7	14.582	50.295	7	14.580	49.432	7	15.099	49.711	29	27.060	53.107
261	1 Lap	52.721	29	21.930	50.519	29	22.951	50.213	21	28.721	51.116
29	20.845	50.988	261	1 Lap	53.941	261	1 Lap	52.421	261	1 Lap	53.997
491	1 Lap	54.209	21	25.246	50.400	21	26.603	50.549	3	32.412	51.266
21	24.280	50.396	3	28.187	51.452	3	30.144	51.149	7	35.221	1:09.120
3	26.169	50.349	491	1 Lap	54.990	491	1 Lap	54.338	491	1 Lap	53.858
28	33.678	51.134	28	35.101	50.857	28	36.743	50.834	28	39.385	51.640
75	41.750	52.156	75	44.132	51.816	75	45.994	51.054	75	48.486	51.490

Weather / Track : Rain / Wet

Results can be found at www.tsl-timing.com

Page 4 of 4

Lydden Hill
 Circuit Length = 1.0000 miles
 Start: 15:21 Flag 15:37 End: 15:39

Printed - 15:41 Saturday, 06 October 2018

Scrapco Avon Intermarque Championship

RACE 5 - LAP ANALYSIS

DIFF = Difference To Personal Best Lap

P1 24 Lewis SMITH				
LAP	LAP TIME	DIFF	MPH	TIME OF DAY
1 -	56.022	7.703	64.26	15:22:30.868
2 -	50.437	2.118	71.37	15:23:21.305
3 -	50.083	1.764	71.88	15:24:11.388
4 -	49.314	0.995	73.00	15:25:00.702
5 -	49.263	0.944	73.07	15:25:49.965
6 -	50.064	1.745	71.90	15:26:40.029
7 -	48.319 (1)		74.50	15:27:28.348
8 -	49.566	1.247	72.63	15:28:17.914
9 -	48.742 (3)	0.423	73.85	15:29:06.656
10 -	48.855	0.536	73.68	15:29:55.511
11 -	48.650 (2)	0.331	73.99	15:30:44.161
12 -	49.280	0.961	73.05	15:31:33.441
13 -	48.790	0.471	73.78	15:32:22.231
14 -	48.812	0.493	73.75	15:33:11.043
15 -	48.996	0.677	73.47	15:34:00.039
16 -	49.488	1.169	72.74	15:34:49.527
17 -	49.434	1.115	72.82	15:35:38.961
18 -	49.192	0.873	73.18	15:36:28.153
19 -	48.998	0.679	73.47	15:37:17.151

P2 5 Ray HARRIS				
LAP	LAP TIME	DIFF	MPH	TIME OF DAY
1 -	54.591	5.738	65.94	15:22:29.437
2 -	50.733	1.880	70.95	15:23:20.170
3 -	50.885	2.032	70.74	15:24:11.055
4 -	49.962	1.109	72.05	15:25:01.017
5 -	49.342 (3)	0.489	72.96	15:25:50.359
6 -	50.494	1.641	71.29	15:26:40.853
7 -	50.134	1.281	71.80	15:27:30.987
8 -	49.605	0.752	72.57	15:28:20.592
9 -	48.853 (1)		73.69	15:29:09.445
10 -	49.486	0.633	72.74	15:29:58.931
11 -	49.139 (2)	0.286	73.26	15:30:48.070
12 -	49.439	0.586	72.81	15:31:37.509
13 -	49.791	0.938	72.30	15:32:27.300
14 -	49.653	0.800	72.50	15:33:16.953
15 -	50.995	2.142	70.59	15:34:07.948
16 -	49.430	0.577	72.83	15:34:57.378
17 -	49.374	0.521	72.91	15:35:46.752
18 -	49.463	0.610	72.78	15:36:36.215
19 -	49.481	0.628	72.75	15:37:25.696

P3 4 Richard SMITH				
LAP	LAP TIME	DIFF	MPH	TIME OF DAY
1 -	54.386	5.220	66.19	15:22:29.232
2 -	50.655	1.489	71.06	15:23:19.887
3 -	50.710	1.544	70.99	15:24:10.597
4 -	49.183 (2)	0.017	73.19	15:24:59.780
5 -	49.929	0.763	72.10	15:25:49.709
6 -	50.827	1.661	70.82	15:26:40.536
7 -	49.250 (3)	0.084	73.09	15:27:29.786
8 -	50.205	1.039	71.70	15:28:19.991
9 -	49.166 (1)		73.22	15:29:09.157
10 -	49.378	0.212	72.90	15:29:58.535
11 -	49.265	0.099	73.07	15:30:47.800
12 -	49.400	0.234	72.87	15:31:37.200
13 -	49.651	0.485	72.50	15:32:26.851
14 -	49.898	0.732	72.14	15:33:16.749
15 -	49.888	0.722	72.16	15:34:06.637
16 -	49.575	0.409	72.61	15:34:56.212

DIFF = Difference To Personal Best Lap

17 -	49.967	0.801	72.04	15:35:46.179
18 -	49.817	0.651	72.26	15:36:35.996
19 -	50.371	1.205	71.46	15:37:26.367

P4 89 Chris BROCKHURST				
LAP	LAP TIME	DIFF	MPH	TIME OF DAY
1 -	54.948	5.761	65.51	15:22:29.794
2 -	51.036	1.849	70.53	15:23:20.830
3 -	51.153	1.966	70.37	15:24:11.983
4 -	50.621	1.434	71.11	15:25:02.604
5 -	49.480	0.293	72.75	15:25:52.084
6 -	49.640	0.453	72.52	15:26:41.724
7 -	49.956	0.769	72.06	15:27:31.680
8 -	49.647	0.460	72.51	15:28:21.327
9 -	49.187 (1)		73.19	15:29:10.514
10 -	49.221 (2)	0.034	73.13	15:29:59.735
11 -	49.347	0.160	72.95	15:30:49.082
12 -	49.327 (3)	0.140	72.98	15:31:38.409
13 -	49.568	0.381	72.62	15:32:27.977
14 -	49.466	0.279	72.77	15:33:17.443
15 -	49.938	0.751	72.08	15:34:07.381
16 -	49.537	0.350	72.67	15:34:56.918
17 -	50.078	0.891	71.88	15:35:46.996
18 -	50.078	0.891	71.88	15:36:37.074
19 -	49.805	0.618	72.28	15:37:26.879

P5 339 Danny HUNN				
LAP	LAP TIME	DIFF	MPH	TIME OF DAY
1 -	53.280	4.447	67.56	15:22:28.126
2 -	51.397	2.564	70.04	15:23:19.523
3 -	50.713	1.880	70.98	15:24:10.236
4 -	49.074 (2)	0.241	73.35	15:24:59.310
5 -	49.535	0.702	72.67	15:25:48.845
6 -	49.746	0.913	72.36	15:26:38.591
7 -	48.833 (1)		73.72	15:27:27.424
8 -	50.641	1.808	71.08	15:28:18.065
9 -	49.747	0.914	72.36	15:29:07.812
10 -	51.691	2.858	69.64	15:29:59.503
11 -	50.014	1.181	71.97	15:30:49.517
12 -	49.889	1.056	72.16	15:31:39.406
13 -	50.173	1.340	71.75	15:32:29.579
14 -	49.931	1.098	72.09	15:33:19.510
15 -	49.552	0.719	72.65	15:34:09.062
16 -	49.534 (3)	0.701	72.67	15:34:58.596
17 -	49.784	0.951	72.31	15:35:48.380
18 -	50.293	1.460	71.58	15:36:38.673
19 -	50.315	1.482	71.54	15:37:28.988

P6 16 Steve BURROWS				
LAP	LAP TIME	DIFF	MPH	TIME OF DAY
1 -	57.125	8.706	63.01	15:22:31.971
2 -	50.304	1.885	71.56	15:23:22.275
3 -	50.036	1.617	71.94	15:24:12.311
4 -	49.550	1.131	72.65	15:25:01.861
5 -	49.154	0.735	73.23	15:25:51.015
6 -	50.477	2.058	71.31	15:26:41.492
7 -	49.158	0.739	73.23	15:27:30.650
8 -	53.848	5.429	66.85	15:28:24.498
9 -	48.740 (2)	0.321	73.86	15:29:13.238
10 -	49.810	1.391	72.27	15:30:03.048
11 -	48.742 (3)	0.323	73.85	15:30:51.790
12 -	48.419 (1)		74.35	15:31:40.209

Weather / Track : Rain / Wet

Scrapco Avon Intermarque Championship

RACE 5 - LAP ANALYSIS

DIFF = Difference To Personal Best Lap

13 -	48.837	0.418	73.71	15:32:29.046
14 -	49.396	0.977	72.88	15:33:18.442
15 -	49.574	1.155	72.61	15:34:08.016
16 -	49.710	1.291	72.42	15:34:57.726
17 -	49.511	1.092	72.71	15:35:47.237
18 -	50.217	1.798	71.68	15:36:37.454
19 -	49.693	1.274	72.44	15:37:27.147

P7 39 Jason HUNN

LAP	LAP TIME	DIFF	MPH	TIME OF DAY
1 -	56.452	7.131	63.77	15:22:31.298
2 -	52.023	2.702	69.20	15:23:23.321
3 -	49.942	0.621	72.08	15:24:13.263
4 -	49.958	0.637	72.06	15:25:03.221
5 -	49.477 (3)	0.156	72.76	15:25:52.698
6 -	49.894	0.573	72.15	15:26:42.592
7 -	50.561	1.240	71.20	15:27:33.153
8 -	50.210	0.889	71.69	15:28:23.363
9 -	49.511	0.190	72.71	15:29:12.874
10 -	49.672	0.351	72.47	15:30:02.546
11 -	50.035	0.714	71.94	15:30:52.581
12 -	49.723	0.402	72.40	15:31:42.304
13 -	49.690	0.369	72.44	15:32:31.994
14 -	50.631	1.310	71.10	15:33:22.625
15 -	50.343	1.022	71.50	15:34:12.968
16 -	49.753	0.432	72.35	15:35:02.721
17 -	49.321 (1)		72.99	15:35:52.042
18 -	49.438 (2)	0.117	72.81	15:36:41.480
19 -	49.598	0.277	72.58	15:37:31.078

P8 29 Michael THURLEY

LAP	LAP TIME	DIFF	MPH	TIME OF DAY
1 -	55.820	6.075	64.49	15:22:30.666
2 -	53.565	3.820	67.20	15:23:24.231
3 -	50.748	1.003	70.93	15:24:14.979
4 -	50.530	0.785	71.24	15:25:05.509
5 -	49.755 (2)	0.010	72.35	15:25:55.264
6 -	50.297	0.552	71.57	15:26:45.561
7 -	50.439	0.694	71.37	15:27:36.000
8 -	51.404	1.659	70.03	15:28:27.404
9 -	49.913 (3)	0.168	72.12	15:29:17.317
10 -	50.763	1.018	70.91	15:30:08.080
11 -	50.434	0.689	71.38	15:30:58.514
12 -	50.591	0.846	71.15	15:31:49.105
13 -	50.534	0.789	71.23	15:32:39.639
14 -	50.000	0.255	72.00	15:33:29.639
15 -	49.745 (1)		72.36	15:34:19.384
16 -	50.988	1.243	70.60	15:35:10.372
17 -	50.519	0.774	71.26	15:36:00.891
18 -	50.213	0.468	71.69	15:36:51.104
19 -	53.107	3.362	67.78	15:37:44.211

P9 21 Philip YOUNG

LAP	LAP TIME	DIFF	MPH	TIME OF DAY
1 -	58.116	7.985	61.94	15:22:32.962
2 -	52.227	2.096	68.92	15:23:25.189
3 -	51.515	1.384	69.88	15:24:16.704
4 -	50.768	0.637	70.91	15:25:07.472
5 -	50.776	0.645	70.89	15:25:58.248
6 -	50.976	0.845	70.62	15:26:49.224
7 -	50.831	0.700	70.82	15:27:40.055
8 -	50.828	0.697	70.82	15:28:30.883

DIFF = Difference To Personal Best Lap

9 -	50.743	0.612	70.94	15:29:21.626
10 -	50.173 (2)	0.042	71.75	15:30:11.799
11 -	50.410	0.279	71.41	15:31:02.209
12 -	50.474	0.343	71.32	15:31:52.683
13 -	50.286 (3)	0.155	71.59	15:32:42.969
14 -	50.311	0.180	71.55	15:33:33.280
15 -	50.131 (1)		71.81	15:34:23.411
16 -	50.396	0.265	71.43	15:35:13.807
17 -	50.400	0.269	71.42	15:36:04.207
18 -	50.549	0.418	71.21	15:36:54.756
19 -	51.116	0.985	70.42	15:37:45.872

P10 3 Steve DUDMAN

LAP	LAP TIME	DIFF	MPH	TIME OF DAY
1 -	58.723	8.579	61.30	15:22:33.569
2 -	53.147	3.003	67.73	15:23:26.716
3 -	51.518	1.374	69.87	15:24:18.234
4 -	50.574	0.430	71.18	15:25:08.808
5 -	50.933	0.789	70.68	15:25:59.741
6 -	50.883	0.739	70.75	15:26:50.624
7 -	50.313 (2)	0.169	71.55	15:27:40.937
8 -	51.180	1.036	70.33	15:28:32.117
9 -	50.623	0.479	71.11	15:29:22.740
10 -	50.617	0.473	71.12	15:30:13.357
11 -	50.144 (1)		71.79	15:31:03.501
12 -	50.638	0.494	71.09	15:31:54.139
13 -	50.476	0.332	71.32	15:32:44.615
14 -	50.342 (3)	0.198	71.51	15:33:34.957
15 -	50.390	0.246	71.44	15:34:25.347
16 -	50.349	0.205	71.50	15:35:15.696
17 -	51.452	1.308	69.96	15:36:07.148
18 -	51.149	1.005	70.38	15:36:58.297
19 -	51.266	1.122	70.22	15:37:49.563

P11 7 Paul KNIGHT

LAP	LAP TIME	DIFF	MPH	TIME OF DAY
1 -	52.418	2.986	68.67	15:22:27.264
2 -	50.386	0.954	71.44	15:23:17.650
3 -	49.813	0.381	72.27	15:24:07.463
4 -	50.848	1.416	70.79	15:24:58.311
5 -	51.055	1.623	70.51	15:25:49.366
6 -	52.018	2.586	69.20	15:26:41.384
7 -	51.257	1.825	70.23	15:27:32.641
8 -	50.456	1.024	71.34	15:28:23.097
9 -	49.514 (2)	0.082	72.70	15:29:12.611
10 -	50.909	1.477	70.71	15:30:03.520
11 -	49.861	0.429	72.20	15:30:53.381
12 -	49.895	0.463	72.15	15:31:43.276
13 -	49.736	0.304	72.38	15:32:33.012
14 -	50.524	1.092	71.25	15:33:23.536
15 -	50.278	0.846	71.60	15:34:13.814
16 -	50.295	0.863	71.57	15:35:04.109
17 -	49.432 (1)		72.82	15:35:53.541
18 -	49.711 (3)	0.279	72.41	15:36:43.252
19 -	1:09.120	19.688	52.08	15:37:52.372

P12 28 Chris AYLING

LAP	LAP TIME	DIFF	MPH	TIME OF DAY
1 -	1:01.438	10.748	58.59	15:22:36.284
2 -	52.150	1.460	69.03	15:23:28.434
3 -	51.639	0.949	69.71	15:24:20.073
4 -	51.136	0.446	70.40	15:25:11.209

Weather / Track : Rain / Wet

Scrapco Avon Intermarque Championship

RACE 5 - LAP ANALYSIS

DIFF = Difference To Personal Best Lap

5 -	50.858	0.168	70.78	15:26:02.067
6 -	52.007	1.317	69.22	15:26:54.074
7 -	50.949	0.259	70.65	15:27:45.023
8 -	50.880	0.190	70.75	15:28:35.903
9 -	51.141	0.451	70.39	15:29:27.044
10 -	50.756 (2)	0.066	70.92	15:30:17.800
11 -	50.942	0.252	70.66	15:31:08.742
12 -	50.826 (3)	0.136	70.82	15:31:59.568
13 -	50.690 (1)		71.01	15:32:50.258
14 -	50.926	0.236	70.69	15:33:41.184
15 -	50.887	0.197	70.74	15:34:32.071
16 -	51.134	0.444	70.40	15:35:23.205
17 -	50.857	0.167	70.78	15:36:14.062
18 -	50.834	0.144	70.81	15:37:04.896
19 -	51.640	0.950	69.71	15:37:56.536

P13 75 John STEWARD

LAP	LAP TIME	DIFF	MPH	TIME OF DAY
1 -	1:00.454	10.098	59.54	15:22:35.300
2 -	53.766	3.410	66.95	15:23:29.066
3 -	53.994	3.638	66.67	15:24:23.060
4 -	51.472	1.116	69.94	15:25:14.532
5 -	51.253	0.897	70.23	15:26:05.785
6 -	50.356 (1)		71.49	15:26:56.141
7 -	51.093	0.737	70.45	15:27:47.234
8 -	51.508	1.152	69.89	15:28:38.742
9 -	51.049 (2)	0.693	70.52	15:29:29.791
10 -	51.619	1.263	69.74	15:30:21.410
11 -	51.171	0.815	70.35	15:31:12.581
12 -	51.378	1.022	70.06	15:32:03.959
13 -	51.138	0.782	70.39	15:32:55.097
14 -	51.836	1.480	69.44	15:33:46.933
15 -	52.188	1.832	68.98	15:34:39.121
16 -	52.156	1.800	69.02	15:35:31.277
17 -	51.816	1.460	69.47	15:36:23.093
18 -	51.054 (3)	0.698	70.51	15:37:14.147
19 -	51.490	1.134	69.91	15:38:05.637

P14 17 Toby HOMEWOOD

LAP	LAP TIME	DIFF	MPH	TIME OF DAY
1 -	1:02.959	11.485	57.17	15:22:37.805
2 -	53.576	2.102	67.19	15:23:31.381
3 -	53.394	1.920	67.42	15:24:24.775
4 -	53.252	1.778	67.60	15:25:18.027
5 -	53.837	2.363	66.86	15:26:11.864
6 -	52.573	1.099	68.47	15:27:04.437
7 -	51.474 (1)		69.93	15:27:55.911
8 -	51.740	0.266	69.57	15:28:47.651
9 -	51.683	0.209	69.65	15:29:39.334
10 -	51.849	0.375	69.43	15:30:31.183
11 -	51.845	0.371	69.43	15:31:23.028
12 -	51.798	0.324	69.50	15:32:14.826
13 -	51.612	0.138	69.75	15:33:06.438
14 -	51.771	0.297	69.53	15:33:58.209
15 -	51.604 (3)	0.130	69.76	15:34:49.813
16 -	51.810	0.336	69.48	15:35:41.623
17 -	51.647	0.173	69.70	15:36:33.270
18 -	51.493 (2)	0.019	69.91	15:37:24.763

P15 261 Volker TIMM

LAP	LAP TIME	DIFF	MPH	TIME OF DAY
1 -	1:03.976	11.555	56.27	15:22:38.822

DIFF = Difference To Personal Best Lap

2 -	54.094	1.673	66.55	15:23:32.916
3 -	53.376	0.955	67.44	15:24:26.292
4 -	53.119	0.698	67.77	15:25:19.411
5 -	53.073 (3)	0.652	67.83	15:26:12.484
6 -	53.158	0.737	67.72	15:27:05.642
7 -	53.942	1.521	66.73	15:27:59.584
8 -	53.699	1.278	67.04	15:28:53.283
9 -	53.590	1.169	67.17	15:29:46.873
10 -	53.123	0.702	67.76	15:30:39.996
11 -	54.294	1.873	66.30	15:31:34.290
12 -	53.545	1.124	67.23	15:32:27.835
13 -	53.523	1.102	67.26	15:33:21.358
14 -	53.678	1.257	67.06	15:34:15.036
15 -	52.721 (2)	0.300	68.28	15:35:07.757
16 -	53.941	1.520	66.73	15:36:01.698
17 -	52.421 (1)		68.67	15:36:54.119
18 -	53.997	1.576	66.67	15:37:48.116

P16 491 Colin SMITH

LAP	LAP TIME	DIFF	MPH	TIME OF DAY
1 -	57.587	4.246	62.51	15:22:32.433
2 -	55.434	2.093	64.94	15:23:27.867
3 -	56.203	2.862	64.05	15:24:24.070
4 -	53.473 (3)	0.132	67.32	15:25:17.543
5 -	53.940	0.599	66.74	15:26:11.483
6 -	53.630	0.289	67.12	15:27:05.113
7 -	53.996	0.655	66.67	15:27:59.109
8 -	53.693	0.352	67.04	15:28:52.802
9 -	53.384 (2)	0.043	67.43	15:29:46.186
10 -	53.341 (1)		67.49	15:30:39.527
11 -	53.841	0.500	66.86	15:31:33.368
12 -	54.082	0.741	66.56	15:32:27.450
13 -	57.159	3.818	62.98	15:33:24.609
14 -	54.072	0.731	66.57	15:34:18.681
15 -	54.209	0.868	66.40	15:35:12.890
16 -	54.990	1.649	65.46	15:36:07.880
17 -	54.338	0.997	66.25	15:37:02.218
18 -	53.858	0.517	66.84	15:37:56.076

P17 41 Daniel SMITH

LAP	LAP TIME	DIFF	MPH	TIME OF DAY
1 -	52.978 (2)	1.594	67.95	15:22:27.824
2 -	51.384 (1)		70.06	15:23:19.208

Weather / Track : Rain / Wet

Scrapco Avon Intermarque Championship

RACE 9 - GRID (15 minutes)

ROW 9 17 **41** Daniel SMITH

ROW 8 15 **5** Ray HARRIS

16 **24** Lewis SMITH

ROW 7 13 **89** Chris BROCKHURST

14 **4** Richard SMITH

ROW 6 11 **16** Steve BURROWS

12 **339** Danny HUNN

ROW 5 9 **29** Michael THURLEY

10 **39** Jason HUNN

ROW 4 7 **3** Steve DUDMAN

8 **21** Philip YOUNG

ROW 3 5 **28** Chris AYLING

6 **7** Paul KNIGHT


ROW 2 3 **17** Toby HOMEWOOD

4 **75** John STEWARD

ROW 1 1 **491** Colin SMITH

2 **261** Volker TIMM

Pole



Lydden Hill
Circuit Length = 1.0000 miles

These results are provisional until the conclusion of any judicial and technical matters.

Clerk Of Course :

Timekeeper :

Scrapco Avon Intermarque Championship

RACE 9 - CLASSIFICATION

POS	NO	CL	PIC NAME	ENTRY	LAPS	TIME	GAP	DIFF	MPH	BEST	ON
1	89	HR	1 Chris BROCKHURST	Vauxhall Tigra 2000	18	15:44.524			68.60	51.286	5
2	21	HR	2 Philip YOUNG	Mitsubishi Colt 2000	18	15:48.932	4.408	4.408	68.28	51.598	9
3	39	HR	3 Jason HUNN	Mazda RX-8 2000	18	16:04.605	20.081	15.673	67.17	48.916	4
4	75*	HR	4 John STEWARD	Mercedes SLK 2000	18	16:10.847	26.323	6.241	66.74	51.731	7
5	261	TR	1 Volker TIMM	Audi TT 2000	18	16:31.785	47.261	20.938	65.33	54.007	7

NOT CLASSIFIED

DNF	28	HR	Chris AYLING	Vauxhall Tigra 2000	5	4:28.736	13 Laps	13 Laps	66.98	52.690	2
-----	----	----	--------------	---------------------	---	----------	---------	---------	-------	--------	---

FASTEST LAP

	39	HR	Jason HUNN	Mazda RX-8 2000	4	48.916		73.59 mph		118.44 kph	
	261	TR	Volker TIMM	Audi TT 2000	7	54.007		66.65 mph		107.27 kph	

Car 75 – 5 Second penalty for exceeding track limits

Weather / Track : Rain / Wet

These results are provisional until the conclusion of any judicial and technical matters.

Lydden Hill

Circuit Length = 1.0000 miles

Start: 17:05 Flag 17:20 End: 17:21

Clerk Of Course :		Timekeeper :	
-------------------	--	--------------	--

Scrapco Avon Intermarque Championship

RACE 9 - LAP CHART

LAP 1 @ 17:06:04.743			LAP 2 @ 17:06:57.546			LAP 3 @ 17:07:50.225			LAP 4 @ 17:08:41.634			LAP 5 @ 17:09:32.920		
NO	BEHIND	LAP TIME	NO	BEHIND	LAP TIME	NO	BEHIND	LAP TIME	NO	BEHIND	LAP TIME	NO	BEHIND	LAP TIME
75		52.978	75		52.803	89		52.206	89		51.409	89		51.286
21	0.604	53.582	89	0.473	51.768	75	1.680	54.359	21	3.232	52.477	21	3.739	51.793
89	1.508	54.486	21	1.221	53.420	21	2.164	53.622	75	4.302	54.031	75	6.493	53.477
28	2.858	55.836	28	2.745	52.690	28	2.943	52.877	28	4.989	53.455	28	7.581	53.878
261	3.630	56.608	39	3.934	53.073	39	7.789	56.534	39	5.296	48.916	39	7.681	53.671
39	3.664	56.642	261	6.082	55.255	261	8.116	54.713	261	11.068	54.361	261	14.215	54.433

Weather / Track : Rain / Wet

Results can be found at www.tsl-timing.com

Page 1 of 4

Lydden Hill
Circuit Length = 1.0000 miles
Start: 17:05 Flag 17:20 End: 17:21

Printed - 17:22 Saturday, 06 October 2018

Scrapco Avon Intermarque Championship

RACE 9 - LAP CHART

LAP 6 @ 17:10:24.646			LAP 7 @ 17:11:16.328			LAP 8 @ 17:12:07.687			LAP 9 @ 17:12:59.606			LAP 10 @ 17:13:52.335		
NO	BEHIND	LAP TIME	NO	BEHIND	LAP TIME	NO	BEHIND	LAP TIME	NO	BEHIND	LAP TIME	NO	BEHIND	LAP TIME
89		51.726	89		51.682	89		51.359	89		51.919	89		52.729
21	3.709	51.696	21	3.839	51.812	21	4.269	51.789	21	3.948	51.598	21	3.224	52.005
75	7.438	52.671	75	7.487	51.731	75	8.238	52.110	75	8.891	52.572	75	8.916	52.754
39	8.801	52.845	39	11.830	54.710	39	16.154	55.683	39	16.105	51.870	39	15.308	51.932
261	17.290	54.801	261	19.615	54.007	261	22.802	54.546	261	25.157	54.274	261	26.797	54.369

Weather / Track : Rain / Wet

Results can be found at www.tsl-timing.com

Page 2 of 4

Lydden Hill
Circuit Length = 1.0000 miles
Start: 17:05 Flag 17:20 End: 17:21

Printed - 17:22 Saturday, 06 October 2018

Scrapco Avon Intermarque Championship

RACE 9 - LAP CHART

LAP 11 @ 17:14:44.266			LAP 12 @ 17:15:37.193			LAP 13 @ 17:16:30.267			LAP 14 @ 17:17:23.351			LAP 15 @ 17:18:16.271		
NO	BEHIND	LAP TIME	NO	BEHIND	LAP TIME	NO	BEHIND	LAP TIME	NO	BEHIND	LAP TIME	NO	BEHIND	LAP TIME
89		51.931	89		52.927	89		53.074	89		53.084	89		52.920
21	3.638	52.345	21	3.761	53.050	21	3.912	53.225	21	4.275	53.447	21	4.337	52.982
75	11.622	54.637	75	13.102	54.407	75	14.286	54.258	75	15.886	54.684	75	16.824	53.858
39	15.154	51.776	39	13.686	51.459	39	14.727	54.115	39	16.390	54.747	39	17.500	54.029
261	29.724	54.858	261	31.857	55.060	261	35.069	56.286	261	37.504	55.519	261	39.751	55.167

Weather / Track : Rain / Wet

Results can be found at www.tsl-timing.com

Page 3 of 4

Lydden Hill
Circuit Length = 1.0000 miles
Start: 17:05 Flag 17:20 End: 17:21

Printed - 17:22 Saturday, 06 October 2018

Scrapco Avon Intermarque Championship

RACE 9 - LAP CHART

LAP 16 @ 17:19:09.881			LAP 17 @ 17:20:02.846			LAP 18 @ 17:20:56.289		
NO	BEHIND	LAP TIME	NO	BEHIND	LAP TIME	NO	BEHIND	LAP TIME
89		53.610	89		52.965	89		53.443
21	3.830	53.103	21	4.037	53.172	21	4.408	53.814
75	16.910	53.696	39	17.372	51.242	39	20.081	56.152
39	19.095	55.204	75	18.477	54.532	75	21.323	56.289
261	41.860	55.719	261	44.453	55.558	261	47.261	56.251

Weather / Track : Rain / Wet

Results can be found at www.tsl-timing.com

Page 4 of 4

Lydden Hill
Circuit Length = 1.0000 miles
Start: 17:05 Flag 17:20 End: 17:21

Printed - 17:22 Saturday, 06 October 2018

Scrapco Avon Intermarque Championship

RACE 9 - LAP ANALYSIS

DIFF = Difference To Personal Best Lap

P1 89 Chris BROCKHURST				
LAP	LAP TIME	DIFF	MPH	TIME OF DAY
1 -	54.486	3.200	66.07	17:06:06.251
2 -	51.768	0.482	69.54	17:06:58.019
3 -	52.206	0.920	68.95	17:07:50.225
4 -	51.409 (3)	0.123	70.02	17:08:41.634
5 -	51.286 (1)		70.19	17:09:32.920
6 -	51.726	0.440	69.59	17:10:24.646
7 -	51.682	0.396	69.65	17:11:16.328
8 -	51.359 (2)	0.073	70.09	17:12:07.687
9 -	51.919	0.633	69.33	17:12:59.606
10 -	52.729	1.443	68.27	17:13:52.335
11 -	51.931	0.645	69.32	17:14:44.266
12 -	52.927	1.641	68.01	17:15:37.193
13 -	53.074	1.788	67.82	17:16:30.267
14 -	53.084	1.798	67.81	17:17:23.351
15 -	52.920	1.634	68.02	17:18:16.271
16 -	53.610	2.324	67.15	17:19:09.881
17 -	52.965	1.679	67.96	17:20:02.846
18 -	53.443	2.157	67.36	17:20:56.289

P2 21 Philip YOUNG				
LAP	LAP TIME	DIFF	MPH	TIME OF DAY
1 -	53.582	1.984	67.18	17:06:05.347
2 -	53.420	1.822	67.39	17:06:58.767
3 -	53.622	2.024	67.13	17:07:52.389
4 -	52.477	0.879	68.60	17:08:44.866
5 -	51.793	0.195	69.50	17:09:36.659
6 -	51.696 (2)	0.098	69.63	17:10:28.355
7 -	51.812	0.214	69.48	17:11:20.167
8 -	51.789 (3)	0.191	69.51	17:12:11.956
9 -	51.598 (1)		69.77	17:13:03.554
10 -	52.005	0.407	69.22	17:13:55.559
11 -	52.345	0.747	68.77	17:14:47.904
12 -	53.050	1.452	67.86	17:15:40.954
13 -	53.225	1.627	67.63	17:16:34.179
14 -	53.447	1.849	67.35	17:17:27.626
15 -	52.982	1.384	67.94	17:18:20.608
16 -	53.103	1.505	67.79	17:19:13.711
17 -	53.172	1.574	67.70	17:20:06.883
18 -	53.814	2.216	66.89	17:21:00.697

P3 39 Jason HUNN				
LAP	LAP TIME	DIFF	MPH	TIME OF DAY
1 -	56.642	7.726	63.55	17:06:08.407
2 -	53.073	4.157	67.83	17:07:01.480
3 -	56.534	7.618	63.67	17:07:58.014
4 -	48.916 (1)		73.59	17:08:46.930
5 -	53.671	4.755	67.07	17:09:40.601
6 -	52.845	3.929	68.12	17:10:33.447
7 -	54.710	5.794	65.80	17:11:28.158
8 -	55.683	6.767	64.65	17:12:23.841
9 -	51.870	2.954	69.40	17:13:15.711
10 -	51.932	3.016	69.32	17:14:07.643
11 -	51.776	2.860	69.53	17:14:59.420
12 -	51.459 (3)	2.543	69.95	17:15:50.879
13 -	54.115	5.199	66.52	17:16:44.994
14 -	54.747	5.831	65.75	17:17:39.741
15 -	54.029	5.113	66.63	17:18:33.771
16 -	55.204	6.288	65.21	17:19:28.976
17 -	51.242 (2)	2.326	70.25	17:20:20.218
18 -	56.152	7.236	64.11	17:21:16.370

DIFF = Difference To Personal Best Lap

P4 75 John STEWARD				
LAP	LAP TIME	DIFF	MPH	TIME OF DAY
1 -	52.978	1.247	67.95	17:06:04.743
2 -	52.803	1.072	68.17	17:06:57.546
3 -	54.359	2.628	66.22	17:07:51.905
4 -	54.031	2.300	66.62	17:08:45.936
5 -	53.477	1.746	67.31	17:09:39.413
6 -	52.671	0.940	68.34	17:10:32.084
7 -	51.731 (1)		69.59	17:11:23.815
8 -	52.110 (2)	0.379	69.08	17:12:15.925
9 -	52.572 (3)	0.841	68.47	17:13:08.497
10 -	52.754	1.023	68.24	17:14:01.251
11 -	54.637	2.906	65.88	17:14:55.888
12 -	54.407	2.676	66.16	17:15:50.295
13 -	54.258	2.527	66.34	17:16:44.553
14 -	54.684	2.953	65.83	17:17:39.237
15 -	53.858	2.127	66.84	17:18:33.095
16 -	53.696	1.965	67.04	17:19:26.791
17 -	54.532	2.801	66.01	17:20:21.323
18 -	56.289	4.558	63.95	17:21:17.612

P5 261 Volker TIMM				
LAP	LAP TIME	DIFF	MPH	TIME OF DAY
1 -	56.608	2.601	63.59	17:06:08.373
2 -	55.255	1.248	65.15	17:07:03.628
3 -	54.713	0.706	65.79	17:07:58.341
4 -	54.361 (3)	0.354	66.22	17:08:52.702
5 -	54.433	0.426	66.13	17:09:47.135
6 -	54.801	0.794	65.69	17:10:41.936
7 -	54.007 (1)		66.65	17:11:35.943
8 -	54.546	0.539	65.99	17:12:30.489
9 -	54.274 (2)	0.267	66.33	17:13:24.763
10 -	54.369	0.362	66.21	17:14:19.132
11 -	54.858	0.851	65.62	17:15:13.990
12 -	55.060	1.053	65.38	17:16:09.050
13 -	56.286	2.279	63.95	17:17:05.336
14 -	55.519	1.512	64.84	17:18:00.855
15 -	55.167	1.160	65.25	17:18:56.022
16 -	55.719	1.712	64.60	17:19:51.741
17 -	55.558	1.551	64.79	17:20:47.299
18 -	56.251	2.244	63.99	17:21:43.550

P6 28 Chris AYLING				
LAP	LAP TIME	DIFF	MPH	TIME OF DAY
1 -	55.836	3.146	64.47	17:06:07.601
2 -	52.690 (1)		68.32	17:07:00.291
3 -	52.877 (2)	0.187	68.08	17:07:53.168
4 -	53.455 (3)	0.765	67.34	17:08:46.623
5 -	53.878	1.188	66.81	17:09:40.501

Weather / Track : Rain / Wet

Results can be found at www.tsl-timing.com

Lydden Hill
Circuit Length = 1.0000 miles
Start: 17:05 Flag 17:20 End: 17:21

Printed - 17:23 Saturday, 06 October 2018